



Place: Staré Město pod Landštejnem

Date: 02/09/2023

Gravel Blinduro Predbežná výsledková listina

Rank.	Cat.rank.	Bib	Name	YoB	Nat.	Finish time	Gap	Penalties	RZ1	#	RZ2	#	RZ3	#	RZ4	#	RZ5	#
									RZ6	#	RZ7	#	RZ8	#	RZ9	#	RZ10	#
1.	1./M30-39	1	PAPRSTKA Tomáš Bikeaction - Rocky Mountain team	1992		00:50:47.1	00:00:00.0		02:06.1	1	05:28.4	1	02:37.5	3	07:57.9	1	04:24.1	1
									04:15.9	1	08:07.2	1	03:49.6	1	08:32.7	1	03:27.2	1
2.	1./M40-49	273	JOBÁNEK Jan Superior Team	1983		00:52:16.5	00:01:29.4		02:13.6	4	05:34.7	2	02:34.6	2	07:58.2	2	04:33.8	3
									04:17.7	2	08:22.7	2	03:56.1	2	09:00.0	2	03:44.9	7
3.	2./M40-49	357	PITEL Lukáš BikePart Cycling	1983		00:52:54.6	00:02:07.5		02:12.5	3	05:47.5	3	02:37.7	4	07:59.7	4	04:45.8	8
									04:22.3	4	08:28.2	3	03:57.0	3	09:02.3	3	03:41.2	4
4.	2./M30-39	435	RAISER Tomáš N1TEAM	1992		00:54:10.8	00:03:23.7		02:21.9	18	06:00.4	7	02:40.9	6	07:59.2	3	05:00.2	25
									04:22.1	3	08:33.4	4	04:08.7	8	09:07.7	4	03:55.9	20
5.	3./M40-49	289	CHMEL Zdeněk	1983		00:54:52.4	00:04:05.3		02:27.5	34	05:56.0	6	02:46.4	13	08:23.1	6	04:50.4	13
									04:33.0	9	08:39.5	6	04:11.8	11	09:12.8	5	03:51.5	14
6.	3./M30-39	290	FLEIŠMAN Miroslav	1989		00:54:59.0	00:04:11.9		02:14.8	7	05:53.0	5	02:43.8	8	08:25.5	7	04:50.4	12
									04:30.5	7	08:44.7	7	04:10.5	10	09:18.4	6	04:07.0	44
7.	4./M40-49	266	ŽILÁK František Rocky Mountain-Bikeaction .cz	1981		00:55:04.3	00:04:17.2		02:15.3	9	06:08.1	13	02:49.0	16	08:39.4	15	04:32.9	2
									04:29.3	6	08:55.2	9	04:05.6	5	09:29.2	10	03:40.1	3
8.	4./M30-39	55	RUBÍČ Daniel Aspire Racing Team	1985		00:55:46.0	00:04:58.9		02:23.4	21	06:06.3	11	02:44.1	9	08:50.1	26	04:53.8	18
									04:37.6	11	08:56.9	11	04:08.1	7	09:19.9	7	03:45.5	8
9.	5./M30-39	197	NOVÁK Jiří KC gang	1985		00:55:57.5	00:05:10.4		02:15.6	10	06:04.7	10	02:49.6	17	08:48.2	22	04:37.7	5
									04:38.4	13	08:55.6	10	04:20.4	18	09:44.1	18	03:42.7	5



(*)

Created:25/10/2023 8:47:23

Timing and results by



Site:1 of 31

Rank.	Cat.rank.	Bib	Name	YoB	Nat.	Finish time	Gap	Penalties	RZ1	#	RZ2	#	RZ3	#	RZ4	#	RZ5	#
									RZ6	#	RZ7	#	RZ8	#	RZ9	#	RZ10	#
10.	5./M40-49	102	RYBÁŘ Ivo GRAVEL NOVÉ STRAŠECÍ	1980		00:55:57.9	00:05:10.8		02:16.6	12	06:22.4	26	02:42.8	7	08:38.8	14	04:46.3	9
									04:37.3	10	09:13.9	22	04:07.1	6	09:26.8	8	03:45.5	9
11.	6./M40-49	168	BITMAN Petr Bike Mšeno	1980		00:56:22.8	00:05:35.7		02:21.5	16	06:03.0	8	02:45.8	12	08:28.3	8	05:11.9	43
									04:40.8	15	08:50.9	8	04:14.8	13	09:51.5	26	03:54.1	19
12.	1./M21-29	286	VÁŇA Adam KILPI RACING TEAM	1996		00:56:52.4	00:06:05.3		02:27.4	32	06:08.8	14	02:45.0	11	08:44.4	17	04:49.2	11
									04:32.2	8	09:09.2	19	04:20.4	18	09:49.6	24	04:05.8	41
13.	6./M30-39	243	POLÁŠEK Petr Rouvy	1989		00:56:58.2	00:06:11.1		02:28.6	39	06:03.8	9	02:47.1	14	08:38.7	13	05:11.2	41
									04:38.4	12	09:06.3	16	04:22.3	20	09:43.8	17	03:57.7	22
14.	7./M30-39	215	MIKULECKY Jiri Bikenotic	1984		00:56:59.7	00:06:12.6		02:31.9	54	05:47.9	4	02:31.5	1	08:15.6	5	06:47.1	246
									04:27.0	5	08:39.0	5	03:59.0	4	09:36.0	12	04:24.4	104
15.	1./MTB Men 15+	467	MELICHAR Mikuláš Yannii MS BIKE RACING	2007		00:57:13.5	00:06:26.4		02:16.3	11	06:12.2	15	02:52.4	26	09:57.2	154	04:33.9	4
									04:52.4	42	09:05.2	15	04:12.0	12	09:34.0	11	03:37.5	2
16.	2./M21-29	352	MATĚJČEK Martin 2M PARTS	1995		00:57:27.6	00:06:40.4		02:14.0	5	06:25.5	29	02:59.5	54	08:58.3	38	04:48.9	10
									04:42.0	17	09:22.3	30	04:17.1	15	09:50.8	25	03:48.8	10
17.	3./M21-29	322	SEIDL Martin FDF Commencal Team	2001		00:57:30.7	00:06:43.6		02:31.5	51	06:16.4	20	02:53.2	29	08:37.6	11	05:02.5	30
									04:45.2	25	09:15.8	24	04:19.3	17	09:48.3	23	04:00.5	29
18.	8./M30-39	5	HADÁMEK Tomáš	1992		00:57:33.4	00:06:46.3		02:30.5	46	06:28.2	34	03:10.4	116	08:54.6	36	04:56.6	20
									04:43.1	20	09:02.6	14	04:26.0	27	09:27.8	9	03:53.1	16
19.	7./M40-49	53	LINHART Stanislav Bikespace	1976		00:57:35.3	00:06:48.2		02:27.5	33	06:22.0	25	02:56.8	41	08:53.2	32	05:01.6	28
									04:42.1	18	09:12.9	21	04:24.0	22	09:41.7	16	03:53.2	17
20.	8./M40-49	306	ZIKMUND Petr Hello CTW	1983		00:57:39.8	00:06:52.7		02:34.2	66	06:14.6	18	02:44.5	10	08:37.6	11	05:29.5	77
									04:38.4	13	08:59.3	12	04:16.2	14	09:47.0	21	04:18.0	80
21.	2./MTB Men 15+	277	KUTIN Tomáš Na punk	1984		00:57:46.8	00:06:59.7		02:14.8	6	06:20.4	22	03:00.9	62	09:16.6	67	04:39.1	6
									04:50.1	33	09:28.7	40	04:25.6	25	09:47.3	22	03:43.0	6
22.	9./M30-39	300	MOLÁČEK Tomáš Hello CTW	1984		00:57:56.7	00:07:09.6		02:32.9	59	06:33.2	46	02:57.5	46	08:33.2	9	05:20.5	56
									04:43.1	21	09:10.1	20	04:26.1	29	09:40.2	15	03:59.5	27



(*)

Created:25/10/2023 8:47:23

Timing and results by



Site:2 of 31

Rank.	Cat.rank.	Bib	Name	YoB	Nat.	Finish time	Gap	Penalties	RZ1	#	RZ2	#	RZ3	#	RZ4	#	RZ5	#
									RZ6	#	RZ7	#	RZ8	#	RZ9	#	RZ10	#
23.	10./M30-39	206	SVOBODA Tomáš TUBO HUDEC Fatory team	1993		00:58:01.9	00:07:14.8		02:17.2	13	06:27.5	33	03:03.1	76	09:06.5	50	04:51.5	16
									04:51.3	39	09:15.8	23	04:26.1	28	09:53.5	28	03:49.0	11
24.	11./M30-39	190	BŘEZINA Tomáš Aspire Racing Team	1989		00:58:27.4	00:07:40.3		02:25.6	28	06:17.3	21	02:40.3	5	08:58.6	40	05:13.0	45
									04:50.2	34	09:21.4	29	04:24.2	23	09:58.8	30	04:17.6	78
25.	9./M40-49	37	ŘIHÁNEK Lukáš	1979		00:58:29.1	00:07:42.0		02:43.3	121	06:33.7	47	02:55.7	36	08:46.3	19	05:24.2	62
									04:44.0	23	09:08.6	17	04:18.3	16	09:40.0	14	04:14.6	62
26.	10./M40-49	444	MÜLLER Marek KAH sport Vrchlabí	1976		00:58:29.4	00:07:42.3		02:24.0	22	06:21.5	23	03:04.2	82	08:49.7	24	04:44.5	7
									04:56.4	52	09:34.8	49	04:36.3	45	09:59.8	31	03:57.9	23
27.	12./M30-39	330	HÁJEK Jan	1993		00:58:37.5	00:07:50.4		02:37.7	87	06:15.0	19	02:51.9	23	08:49.4	23	05:09.0	36
									04:49.9	32	09:21.1	28	04:29.6	33	10:00.5	33	04:13.3	61
28.	1./M15-20	115	HAJDÚCH Martin CyC Akadémia Petra Sagana	2006		00:58:44.5	00:07:57.4		02:30.1	44	06:32.3	43	02:59.5	55	09:19.0	73	05:11.8	42
									04:42.8	19	09:09.0	18	04:28.5	31	10:01.5	34	03:49.8	12
29.	13./M30-39	26	HORVÁTH Michal Nusle bejby	1990		00:58:55.4	00:08:08.3		02:31.8	53	06:26.2	31	02:51.6	20	09:00.2	44	05:13.9	46
									04:44.6	24	09:26.9	36	04:30.0	35	10:03.8	38	04:06.1	43
30.	4./M21-29	244	ROBAUSCH Jakub Spectrumbike	1999		00:58:58.8	00:08:11.7		02:28.1	36	06:13.7	16	02:48.0	15	08:49.7	24	05:25.5	66
									04:50.8	35	09:28.1	39	04:38.0	51	10:14.7	44	04:01.9	32
31.	11./M40-49	388	FAJT Milan Eurofoam	1977		00:59:04.5	00:08:17.3		02:46.1	142	06:40.0	62	03:01.4	69	08:53.0	31	05:21.6	57
									04:45.7	26	09:01.8	13	04:29.8	34	09:52.2	27	04:12.6	58
32.	2./M15-20	267	RÝDL Matěj Krabcycles	2007		00:59:06.0	00:08:18.9		02:32.0	55	06:31.5	38	02:54.4	34	08:47.3	20	04:56.7	21
									05:01.2	62	09:54.7	75	04:30.9	37	09:55.4	29	04:01.7	31
33.	1./M50+	247	VELENSKÝ Štěpán	1972		00:59:08.4	00:08:21.3		02:27.2	31	06:32.1	41	02:52.1	24	09:02.5	48	05:09.2	37
									04:48.5	29	09:27.0	37	04:31.5	39	10:14.2	43	04:03.9	37
34.	12./M40-49	236	DREU Robert ARBÖ Sparkasse Neunkirchen	1977		00:59:09.2	00:08:22.1		02:24.4	25	06:51.5	83	03:05.1	89	09:12.2	61	05:05.8	34
									04:52.1	41	09:22.9	31	04:29.4	32	09:44.7	19	04:00.8	30
35.	3./M15-20	268	BRÁT Kryštof KOMINÍCI Police nad Metují	2008		00:59:13.2	00:08:26.1		02:36.0	75	06:34.7	51	02:51.7	21	08:57.4	37	05:09.8	38
									04:56.1	51	09:37.2	51	04:25.0	24	10:02.2	37	04:02.9	35



(*)

Created:25/10/2023 8:47:23

Timing and results by SPORTSOFT
TIMING

Site:3 of 31

Rank.	Cat.rank.	Bib	Name	YoB	Nat.	Finish time	Gap	Penalties	RZ1	#	RZ2	#	RZ3	#	RZ4	#	RZ5	#
									RZ6	#	RZ7	#	RZ8	#	RZ9	#	RZ10	#
36.	13./M40-49	62	VESELÝ Pavel Koloshop.cz	1980		00:59:21.1	00:08:34.0		02:41.5	113	06:30.6	37	02:54.1	33	08:59.8	43	05:14.2	48
									04:57.0	53	09:26.3	34	04:39.0	52	10:00.0	32	03:58.2	25
37.	14./M30-39	348	FIKEJZ Jiří Befisport	1990		00:59:36.7	00:08:49.6		02:10.2	2	06:21.7	24	03:01.2	66	09:09.8	57	04:50.8	15
									05:05.5	78	10:03.8	96	04:34.2	43	10:26.6	56	03:52.5	15
38.	5./M21-29	204	STEINER Prokop Always Racing Cycling Club	2000		00:59:39.9	00:08:52.8		02:29.7	41	06:41.3	64	03:01.9	70	09:07.6	54	05:02.4	29
									05:02.1	65	09:38.0	52	04:32.0	40	10:13.2	42	03:51.4	13
39.	14./M40-49	42	BARTÁK Jiří COS Brno	1974		00:59:40.2	00:08:53.1		02:46.0	140	06:46.4	73	02:58.3	48	08:52.2	29	05:28.0	76
									04:51.2	38	09:19.1	25	04:36.3	45	09:45.7	20	04:16.6	73
40.	6./M21-29	402	BOHÁČ Ondřej	1997		00:59:52.6	00:09:05.5		02:30.8	48	06:35.1	54	03:05.8	91	08:54.1	34	05:35.0	88
									04:52.1	40	09:28.0	38	04:27.0	30	10:01.7	35	04:22.6	97
41.	15./M30-39	14	ŠEVEČEK Jan OKOLO.CC	1985		00:59:59.3	00:09:12.2		02:28.4	38	06:24.5	28	02:53.9	32	09:10.6	58	05:24.7	64
									05:04.0	73	09:47.3	66	04:31.2	38	10:02.0	36	04:12.5	57
42.	7./M21-29	154	KLEMSA Tomáš KT Bikers	1994		01:00:25.4	00:09:38.3		02:22.6	19	06:33.9	48	03:01.2	65	08:48.2	21	05:20.1	55
									05:06.0	79	10:02.2	91	04:41.8	63	10:32.4	62	03:56.8	21
43.	15./M40-49	93	JANOŮŠEK Michal GRAVEL NOVÉ STRAŠECÍ	1980		01:00:25.7	00:09:38.6		02:23.0	20	06:14.2	17	02:51.7	21	11:29.3	287	05:24.3	63
									04:42.0	16	09:20.1	27	04:09.5	9	09:39.5	13	04:11.7	55
44.	8./M21-29	344	ADAMI Maxim BIKEPORN BLUEGRASS ENDURO TEAM	2001		01:00:28.3	00:09:41.2		02:15.2	8	06:34.9	52	03:02.2	71	08:53.7	33	05:07.7	35
									04:53.3	43	09:46.8	62	04:46.3	73	10:51.2	91	04:16.5	71
45.	16./M30-39	251	HYNDRICH Petr	1990		01:00:29.1	00:09:42.0		02:33.1	60	06:39.5	59	03:00.8	61	09:00.5	46	05:52.4	127
									04:48.3	28	09:41.5	55	04:25.9	26	10:07.5	39	04:19.3	87
46.	17./M30-39	342	VOTAVA Vladimír Osvěžovna	1993		01:00:35.9	00:09:48.8		02:37.6	84	06:30.6	36	02:53.7	31	09:00.3	45	05:40.2	97
									04:51.0	36	09:50.4	70	04:46.0	72	10:16.7	46	04:09.1	47
47.	2./M50+	460	VESELÝ Miloš	1973		01:00:43.0	00:09:55.9		02:32.0	55	06:52.8	87	03:02.2	71	08:51.7	28	05:55.9	144
									04:47.7	27	09:25.9	33	04:32.9	41	10:21.3	52	04:20.2	91
48.	18./M30-39	217	PATOCS David Koloshop	1988		01:00:46.6	00:09:59.5		02:53.0	183	06:41.7	65	02:50.8	19	08:58.6	39	05:18.8	53
									04:55.3	49	09:45.1	60	04:45.7	70	10:19.8	51	04:17.3	76



(*)

Created:25/10/2023 8:47:23

Timing and results by



Site:4 of 31

Rank.	Cat.rank.	Bib	Name	YoB	Nat.	Finish time	Gap	Penalties	RZ1	#	RZ2	#	RZ3	#	RZ4	#	RZ5	#
									RZ6	#	RZ7	#	RZ8	#	RZ9	#	RZ10	#
49.	16./M40-49	439	SALOŇ Ivan BIKEPRO	1974		01:00:50.0	00:10:02.9		02:24.3	23	06:32.8	44	02:58.1	47	09:31.6	95	05:28.0	75
									05:06.9	84	09:36.2	50	04:40.9	57	10:18.5	49	04:12.4	56
50.	17./M40-49	139	PUTSCHÖGL Jan	1976		01:00:52.3	00:10:05.2		02:58.7	206	06:42.7	66	03:01.0	63	08:54.4	35	05:41.5	101
									04:54.1	44	09:25.0	32	04:41.6	62	10:17.3	47	04:15.6	67
51.	3./M50+	59	ŠTEFAN Martin TJ Favorit Brno	1972		01:00:58.4	00:10:11.3		02:44.6	130	06:37.0	55	02:57.4	45	08:53.0	30	05:40.5	99
									04:55.7	50	09:41.8	56	04:37.6	49	10:21.6	53	04:28.9	122
52.	4./M50+	345	BALÁK Pavel MAX CURSOR	1964		01:01:04.7	00:10:17.6		02:34.4	67	06:31.7	40	03:02.4	75	10:25.1	203	05:01.2	26
									04:51.1	37	09:31.0	44	04:37.5	48	10:22.3	54	04:07.6	45
53.	18./M40-49	114	HAJDÚCH Jaroslav Cyklistická tour	1975		01:01:04.8	00:10:17.7		02:45.5	136	06:33.1	45	02:57.3	43	09:07.2	51	05:34.6	86
									04:54.9	48	09:30.9	43	04:48.0	79	10:35.2	67	04:17.8	79
54.	19./M40-49	311	DOLEŽAL Petr Cyklo Kněžice	1976		01:01:17.0	00:10:29.9		02:19.6	14	06:31.6	39	03:01.1	64	08:58.9	41	04:58.2	24
									05:09.9	94	09:59.7	84	04:49.6	84	10:55.2	96	04:32.8	132
55.	20./M40-49	52	LINHART Jiří Bikespace.cz	1979		01:01:18.8	00:10:31.7		02:51.2	172	06:39.8	61	03:03.3	78	09:14.9	65	05:10.8	39
									05:03.7	72	10:04.4	97	04:52.7	94	10:15.1	45	04:02.6	34
56.	19./M30-39	281	PAVLAS Jakub BIKESTRIKE.COM	1987		01:01:18.8	00:10:31.7		02:21.0	15	06:38.4	57	03:14.8	137	09:36.2	106	04:52.5	17
									05:06.2	81	10:10.3	105	04:48.8	82	10:31.1	61	03:59.1	26
57.	5./M50+	458	VÁŇA Petr Lawi Granfondo team	1973		01:01:21.4	00:10:34.3		02:41.8	115	06:46.8	74	02:54.7	35	09:07.3	52	05:46.2	110
									05:00.1	59	09:49.3	69	04:41.5	61	10:17.7	48	04:15.7	68
58.	21./M40-49	98	PELEŠKA Jiří GRAVEL NOVÉ STRAŠECÍ	1976		01:01:31.2	00:10:44.1		02:44.1	126	06:43.5	68	03:04.6	84	08:51.2	27	05:34.6	85
									05:02.8	69	09:47.0	64	04:45.8	71	10:33.7	66	04:23.7	99
59.	20./M30-39	99	PRŮŠA Karel GRAVEL NOVÉ STRAŠECÍ	1985		01:01:47.2	00:11:00.1		02:36.1	76	06:38.9	58	03:14.4	135	09:19.6	75	05:22.7	59
									05:02.2	66	10:03.5	94	04:46.7	75	10:33.2	64	04:09.5	48
60.	6./M50+	430	POLÍVKA Petr DÁmi P O Kole	1963		01:01:59.1	00:11:12.0		02:42.9	119	07:14.5	153	03:10.2	113	09:04.7	49	05:44.5	108
									04:59.0	56	09:39.1	54	04:46.6	74	10:28.8	59	04:08.3	46
61.	21./M30-39	386	DRAŽAN Tomáš Joy.bike	1988		01:02:01.4	00:11:14.3		02:43.6	123	06:37.7	56	03:04.2	81	09:17.3	70	05:39.3	95
									04:54.4	45	09:46.8	63	04:39.1	54	10:45.5	81	04:33.2	134



(*)

Created:25/10/2023 8:47:23

Timing and results by SPORTSOFT
TIMING

Site:5 of 31

Rank.	Cat.rank.	Bib	Name	YoB	Nat.	Finish time	Gap	Penalties	RZ1	#	RZ2	#	RZ3	#	RZ4	#	RZ5	#
									RZ6	#	RZ7	#	RZ8	#	RZ9	#	RZ10	#
62.	22./M30-39	17	SLÁMA Dalibor Endorphin Republic	1989	CZ	01:02:05.2	00:11:18.1		02:43.5	122	06:58.6	101	03:13.5	128	09:19.8	77	05:27.3	72
									05:02.6	68	09:47.0	65	04:47.7	78	10:39.4	70	04:05.5	40
63.	22./M40-49	51	LABUS Rudolf Aspire Racing Team	1976	CZ	01:02:07.3	00:11:20.2		02:34.9	68	06:59.1	102	03:08.2	102	09:38.7	114	05:12.7	44
									05:11.7	100	09:59.8	85	04:46.9	76	10:33.0	63	04:01.9	33
64.	9./M21-29	201	RYDVAL Jakub KC gang	1994	CZ	01:02:14.5	00:11:27.4		02:41.0	111	07:00.2	109	03:01.3	68	09:37.9	112	05:33.7	84
									04:59.2	57	09:42.3	57	04:44.1	65	10:43.5	76	04:10.9	53
65.	23./M40-49	58	ŠIMERLE Ladislav Aspire Racing Team	1976	CZ	01:02:15.8	00:11:28.7		06:35.6	386	06:26.0	30	02:53.0	27	08:36.8	10	04:54.1	19
									04:43.7	22	09:32.2	47	04:30.7	36	10:09.6	41	03:53.9	18
66.	23./M30-39	135	JÍRA Lukáš	1993	CZ	01:02:19.1	00:11:32.0		02:54.7	190	06:45.1	70	02:53.1	28	09:13.0	63	06:14.9	192
									05:00.9	60	09:32.1	46	04:41.2	60	10:45.4	80	04:18.4	82
67.	24./M40-49	46	KOLEGAR Michal Aspire Racing Team	1975	CZ	01:02:21.1	00:11:33.9		02:51.7	177	06:45.7	71	02:57.3	44	09:34.6	102	05:48.1	117
									04:58.1	55	09:33.3	48	04:47.6	77	10:33.4	65	04:30.8	126
68.	24./M30-39	49	KOVÁCS Tomáš Aspire	1985	CZ	01:02:25.7	00:11:38.6		02:30.1	45	06:39.6	60	03:13.0	127	09:35.2	104	05:15.5	50
									05:02.5	67	10:05.8	98	05:01.2	124	10:47.5	83	04:14.8	63
69.	25./M30-39	32	MATOUŠEK Matěj	1987	CZ	01:02:28.4	00:11:41.3		02:39.6	100	06:40.2	63	02:59.2	52	10:41.0	226	05:14.1	47
									05:01.3	63	09:43.1	58	04:53.4	96	10:24.7	55	04:11.4	54
70.	10./M21-29	70	FLÁŠAR David	1995	CZ	01:02:30.0	00:11:42.9		02:28.6	39	06:58.2	97	02:58.6	50	09:16.7	69	05:17.0	51
									05:07.1	88	09:52.0	71	04:52.0	91	11:24.3	142	04:15.1	64
71.	3./MTB Men 15+	91	FIŠER Jaroslav GRAVEL NOVÉ STRAŠECÍ	1981	CZ	01:02:30.2	00:11:43.1		02:26.7	30	06:51.0	79	03:13.9	131	09:13.7	64	05:19.1	54
									05:18.6	130	10:08.3	103	04:54.1	103	10:51.2	92	04:13.1	60
72.	4./M15-20	380	ZÁVORKA Matyáš Bikeaction - Rocky Mountain team	2008	CZ	01:02:31.2	00:11:44.1		02:37.4	83	06:34.0	49	03:10.9	118	09:54.8	148	05:04.2	33
									05:04.2	74	10:12.2	108	04:41.2	59	11:12.2	118	03:59.6	28
73.	26./M30-39	191	GNEBUS Jan	1988	CZ	01:02:31.5	00:11:44.4		02:52.4	179	06:45.9	72	03:03.7	80	09:49.5	135	06:03.3	159
									04:54.5	47	09:29.9	41	04:39.0	53	10:28.7	58	04:24.1	102
74.	25./M40-49	223	ŠVEHLA David	1982	CZ	01:02:33.1	00:11:46.0		02:31.4	50	06:48.9	76	03:07.7	99	09:19.2	74	05:50.5	122
									05:03.2	71	09:48.8	68	04:54.6	105	10:42.0	72	04:26.3	113



(*)

Created:25/10/2023 8:47:23

Timing and results by



Site:6 of 31

Rank.	Cat.rank.	Bib	Name	YoB	Nat.	Finish time	Gap	Penalties	RZ1	#	RZ2	#	RZ3	#	RZ4	#	RZ5	#
									RZ6	#	RZ7	#	RZ8	#	RZ9	#	RZ10	#
75.	26./M40-49	162	OPPITZ Michal GRVL BRNO	1977	CZE	01:02:39.3	00:11:52.2		02:36.4	78	06:51.5	83	02:57.1	42	09:28.2	87	05:51.3	124
									05:02.9	70	10:03.3	93	04:44.0	64	10:39.4	69	04:25.0	108
76.	27./M30-39	196	MEISSNER Matouš Tvoje Máma	1993	CZE	01:02:40.5	00:11:53.4		02:37.8	88	07:02.3	115	03:09.2	110	09:11.4	59	05:15.3	49
									05:19.2	132	10:13.1	112	04:49.6	85	10:51.9	94	04:10.3	49
77.	28./M30-39	294	KEPKA Tomas CTW Tabor	1984	CZE	01:02:43.5	00:11:56.4		02:35.4	71	06:44.5	69	03:00.4	58	09:21.1	79	05:36.9	92
									05:10.1	96	10:12.8	109	04:50.2	87	10:51.6	93	04:20.2	90
78.	1./W30-39	31	KRKAVCOVÁ Eva Nusle bejby	1986	CZE	01:02:46.2	00:11:59.1		02:49.4	164	06:51.5	82	02:58.4	49	09:40.9	119	05:42.9	104
									05:07.1	86	09:58.0	81	04:45.0	67	10:36.6	68	04:16.3	69
79.	27./M40-49	60	VÁLEK Ondřej Aspire Racing Team	1979	CZE	01:02:48.5	00:12:01.3		02:39.7	101	07:13.1	147	03:04.3	83	09:32.0	97	05:03.5	31
									05:18.8	131	10:14.3	117	04:53.9	102	10:42.3	73	04:06.1	42
80.	29./M30-39	371	ČERNÝ Martin Kolakola	1990	CZE	01:02:48.7	00:12:01.5		03:30.3	302	06:26.6	32	02:50.0	18	11:54.8	309	05:10.8	39
									04:49.6	31	09:26.6	35	04:33.3	42	10:08.2	40	03:58.1	24
81.	28./M40-49	365	ALEXIK Michal SCK Pieniny	1978	CZE	01:02:49.6	00:12:02.5		02:41.9	116	07:00.1	108	03:06.9	94	09:41.7	122	05:27.5	73
									05:04.9	76	09:59.9	86	04:48.6	80	10:41.3	71	04:16.3	70
82.	30./M30-39	152	HODONICKÝ Pavel KT Bikers	1993	CZE	01:02:49.6	00:12:02.5		02:24.3	23	06:58.5	99	03:18.8	162	09:11.6	60	05:18.5	52
									05:18.3	129	10:22.3	129	04:56.1	112	10:50.1	90	04:10.7	51
83.	31./M30-39	188	BLÁHA Jan CykloSauer	1984	CZE	01:02:50.9	00:12:03.8		02:36.6	80	06:51.0	80	03:17.1	152	09:36.5	108	05:24.1	61
									05:10.1	95	09:59.3	83	04:53.8	101	10:44.4	78	04:17.4	77
84.	29./M40-49	41	VRÁTNIK Petr 2V BIKERS BLOVICE	1976	CZE	01:02:52.9	00:12:05.8		02:36.1	77	07:10.6	140	03:08.4	103	09:35.5	105	05:40.5	98
									05:06.7	83	09:54.8	76	04:39.3	55	10:48.0	84	04:12.9	59
85.	32./M30-39	233	BULKA Michal Yeti Racing Team	1986	CZE	01:03:13.8	00:12:26.7		03:05.0	224	06:29.6	35	02:56.4	40	08:45.4	18	06:10.3	175
									05:08.4	92	09:45.7	61	04:35.9	44	11:06.9	111	05:09.8	261
86.	33./M30-39	333	KOZLÍK Petr	1990	CZE	01:03:14.8	00:12:27.7		02:38.8	94	06:55.4	92	03:14.2	134	09:24.7	83	05:33.5	83
									05:16.4	119	10:11.1	107	04:54.5	104	10:55.0	95	04:10.8	52
87.	34./M30-39	192	JANDA Petr Trail-guide.cz	1988	CZE	01:03:23.8	00:12:36.7		02:40.2	106	07:10.3	136	03:22.0	176	10:04.2	174	05:25.6	67
									05:12.1	101	10:15.1	119	04:37.9	50	10:30.6	60	04:05.3	39



(*)

Created:25/10/2023 8:47:23

Timing and results by SPORTSOFT
TIMING

Site:7 of 31

Rank.	Cat.rank.	Bib	Name	YoB	Nat.	Finish time	Gap	Penalties	RZ1	#	RZ2	#	RZ3	#	RZ4	#	RZ5	#
									RZ6	#	RZ7	#	RZ8	#	RZ9	#	RZ10	#
88.	4./MTB Men 15+	441	BENDŽO Andrej	1991		01:03:23.9	00:12:36.8		02:27.7	35	07:02.6	117	03:26.2	208	09:52.5	141	05:22.2	58
									05:14.6	109	09:59.0	82	05:02.7	129	10:45.5	82	04:10.4	50
89.	7./M50+	241	MESTEK Míra SP KOLO Specialized	1966		01:03:24.0	00:12:36.9		02:29.8	43	07:17.9	160	03:22.7	181	09:30.2	93	05:26.8	70
									05:20.5	137	09:53.8	73	04:56.6	115	10:50.1	88	04:15.2	65
90.	8./M50+	320	NĚMEC Jan MTBS.cz	1973		01:03:25.6	00:12:38.5		02:29.7	41	07:00.3	111	03:02.3	73	09:17.5	71	05:33.5	82
									05:12.9	102	10:17.4	121	05:01.5	125	11:12.9	122	04:17.1	74
91.	35./M30-39	336	LUŽNÝ Filip NUPREME	1992		01:03:26.4	00:12:39.3		02:51.0	171	06:56.2	94	03:08.7	108	09:07.4	53	04:57.0	22
									05:10.2	97	09:55.1	77	04:51.3	90	11:13.1	123	05:16.1	278
92.	36./M30-39	416	MATIAŠKO Maroš	1991		01:03:31.7	00:12:44.6		02:34.0	63	07:05.9	126	03:12.8	125	09:38.2	113	05:26.8	71
									05:13.9	104	10:18.3	123	04:55.3	108	10:49.6	87	04:16.5	72
93.	37./M30-39	359	SOPŮŠEK Ondřej	1993		01:03:32.2	00:12:45.1		02:49.2	162	06:52.9	88	02:55.7	36	09:15.7	66	05:56.3	145
									05:06.1	80	10:01.2	89	04:57.0	116	11:04.6	108	04:33.2	134
94.	5./MTB Men 15+	67	DEMOVIČ Jakub NULY A JENDIČKY	1994		01:03:34.2	00:12:47.1		02:28.3	37	07:03.8	122	03:14.8	136	09:53.3	142	04:57.4	23
									05:23.7	151	10:31.4	142	04:55.4	109	11:00.7	102	04:05.1	38
95.	38./M30-39	130	BRYCH Jiří Gravel Ride Prague	1987		01:03:39.7	00:12:52.6		03:20.1	279	06:55.7	93	03:00.4	59	09:13.0	62	06:12.3	183
									05:07.6	90	09:31.5	45	04:50.0	86	10:44.6	79	04:44.1	185
96.	11./M21-29	43	BERÁNEK Jan Aspire Sports	1994		01:03:39.8	00:12:52.7		06:23.7	385	06:32.2	42	02:52.1	24	08:41.8	16	04:50.7	14
									04:48.8	30	09:19.3	26	04:23.1	21	11:04.9	109	04:42.8	175
97.	9./M50+	39	TRÁVNÍČEK Aleš SK Petřín	1971		01:03:40.0	00:12:52.9		02:36.5	79	07:13.5	152	03:16.5	148	09:23.4	82	06:08.5	171
									05:07.1	85	09:54.0	74	04:56.3	114	10:43.1	75	04:20.7	92
98.	30./M40-49	240	KUBA Michal ZFZ	1977		01:03:44.1	00:12:57.0		02:39.9	102	06:53.0	89	03:03.2	77	09:18.8	72	06:16.3	195
									05:08.1	91	09:52.5	72	05:02.3	128	10:56.6	98	04:33.1	133
99.	12./M21-29	211	JELÍNEK Zbyšek	1994		01:03:54.3	00:13:07.2		02:32.7	58	07:02.6	118	03:13.8	130	09:39.6	116	05:46.6	114
									05:17.1	123	10:09.5	104	04:58.5	120	10:48.8	86	04:24.6	105
100.	39./M30-39	165	ŠNAJDR Michal Asphalt Cycling Lab	1988		01:03:55.6	00:13:08.5		02:37.9	89	06:58.3	98	03:22.9	185	09:29.8	92	05:32.0	79
									05:24.2	153	10:18.7	125	05:04.8	134	10:48.1	85	04:18.5	84



(*)

Created:25/10/2023 8:47:23

Timing and results by



Site:8 of 31

Rank.	Cat.rank.	Bib	Name	YoB	Nat.	Finish time	Gap	Penalties	RZ1	#	RZ2	#	RZ3	#	RZ4	#	RZ5	#
									RZ6	#	RZ7	#	RZ8	#	RZ9	#	RZ10	#
101.	40./M30-39	431	PONEC Michal	1990		01:04:01.6	00:13:14.5		02:35.3	70	07:25.7	178	03:16.6	149	09:20.8	78	05:43.9	106
									05:14.2	106	10:01.8	90	04:51.1	89	11:13.4	125	04:18.5	84
102.	1./W40+	231	BRAUMANN Birgit Trek Store Vienna	1973		01:04:08.6	00:13:21.5		02:37.6	85	06:59.9	105	03:14.0	132	09:22.0	81	05:25.8	68
									05:23.6	150	10:21.7	127	05:07.9	144	11:11.6	115	04:24.2	103
103.	13./M21-29	397	HRINKO Adrian Shrimp Cartel	1996		01:04:11.0	00:13:23.9		02:26.0	29	06:35.0	53	02:59.3	53	09:07.8	55	06:11.1	180
									05:05.4	77	10:06.6	99	04:45.5	69	10:56.6	99	05:57.5	336
104.	14./M21-29	368	BERZSI Gabriel	1995		01:04:19.1	00:13:32.0		02:49.2	162	06:59.5	103	03:04.9	88	09:45.1	127	06:10.9	179
									05:14.7	112	09:44.5	59	04:44.9	66	11:11.2	114	04:33.9	137
105.	15./M21-29	95	KNOBLOCH Lukáš GRAVEL NOVÉ STRAŠECÍ	1996		01:04:19.3	00:13:32.2		02:41.7	114	07:00.4	112	03:04.8	86	09:09.3	56	06:31.3	221
									05:15.6	114	10:07.9	102	04:37.4	47	10:57.0	100	04:53.5	217
106.	6./MTB Men 15+	417	MATULA Martin Jihlava	1977		01:04:20.7	00:13:33.6		02:24.7	26	06:42.9	67	03:04.7	85	09:36.5	107	05:53.1	132
									05:26.5	157	10:33.5	144	05:06.1	141	11:12.8	121	04:19.6	88
107.	41./M30-39	229	BAJT Lukáš Žižkolárna	1988		01:04:32.0	00:13:44.9		02:48.7	158	07:11.7	143	03:12.7	124	09:58.6	157	05:51.2	123
									05:16.8	121	10:10.4	106	04:56.3	113	10:44.1	77	04:21.0	93
108.	42./M30-39	343	WAGNER Michal	1991		01:04:39.2	00:13:52.1		02:45.2	134	07:05.8	125	03:10.4	115	09:44.1	126	05:58.2	151
									05:07.2	89	10:13.0	110	05:03.3	131	11:12.0	117	04:19.7	89
109.	31./M40-49	4	LUDVÍK Filip Repete	1982		01:04:44.7	00:13:57.5		02:38.7	92	06:49.0	77	03:29.1	223	09:48.0	131	05:38.3	93
									05:19.9	135	10:14.1	115	05:10.9	151	11:19.2	134	04:17.2	75
110.	32./M40-49	86	AXAMIT Michal GRAVEL NOVÉ STRAŠECÍ	1979		01:04:50.5	00:14:03.4		02:35.7	72	06:47.4	75	03:08.1	100	11:49.0	303	05:58.2	151
									05:06.3	82	09:38.7	53	04:51.0	88	10:27.6	57	04:28.2	121
111.	16./M21-29	410	KONDERLA Luboš	1998		01:04:52.6	00:14:05.5		02:40.2	103	07:06.6	128	03:02.4	74	09:25.6	84	05:49.0	119
									05:24.6	154	10:38.1	163	05:10.5	149	11:16.9	128	04:18.4	83
112.	33./M40-49	144	STRAKA Marcel	1975		01:04:54.9	00:14:07.8		02:51.6	176	07:06.6	127	03:11.3	119	09:32.6	98	06:27.4	213
									05:01.1	61	10:01.1	88	04:53.6	98	11:12.4	120	04:36.9	151
113.	34./M40-49	360	ŠRÁMEK Martin	1975		01:04:56.6	00:14:09.5		02:57.6	202	06:59.5	104	03:08.2	101	09:54.3	146	05:55.7	141
									05:15.6	114	10:21.8	128	04:45.3	68	10:50.1	89	04:48.2	197



(*)

Created:25/10/2023 8:47:23

Timing and results by SPORTSOFT
TIMING

Site:9 of 31

Rank.	Cat.rank.	Bib	Name	YoB	Nat.	Finish time	Gap	Penalties	RZ1	#	RZ2	#	RZ3	#	RZ4	#	RZ5	#
									RZ6	#	RZ7	#	RZ8	#	RZ9	#	RZ10	#
114.	43./M30-39	222	ŠTASTNÝ Jan BIKE NOTORIC	1985		01:04:56.9	00:14:09.8		02:21.8	17	06:08.1	12	02:53.5	30	09:33.4	100	05:01.4	27
									04:54.5	46	11:38.2	250	05:10.0	146	12:46.7	241	04:29.1	123
115.	35./M40-49	295	KEPKA Radovan	1981		01:04:59.7	00:14:12.6		02:35.8	74	06:58.5	99	03:08.4	105	09:54.1	145	05:49.4	120
									05:14.1	105	10:23.6	132	04:53.4	97	11:21.8	140	04:40.2	163
116.	2./W30-39	335	LUŽNÁ Anna NUPREME-VALAŠSKÝ HOLKY	1993		01:05:00.1	00:14:13.0		02:58.6	205	07:00.0	106	03:07.2	95	09:37.6	111	06:07.3	168
									05:14.7	110	10:03.6	95	05:05.1	137	11:11.8	116	04:33.9	136
117.	17./M21-29	72	FRATRIČ Andrej NULY A JENDIČKY	1994		01:05:05.0	00:14:17.9		03:10.6	245	06:57.2	96	03:13.7	129	09:21.7	80	06:15.3	193
									05:04.6	75	09:57.8	79	05:11.1	152	11:01.6	105	04:51.1	211
118.	44./M30-39	164	SMUTNY Ondrej Kurvy, chlast a chlebičky	1988		01:05:05.6	00:14:18.5		03:11.7	247	06:54.3	90	03:00.7	60	09:16.6	68	05:27.7	74
									05:17.2	124	10:41.7	170	05:07.6	142	11:31.7	149	04:36.0	144
119.	36./M40-49	443	JEHLÍK Václav KAH sport Vrchlabí	1974		01:05:12.9	00:14:25.8		02:57.3	198	07:04.3	123	03:08.4	104	09:30.7	94	06:24.0	209
									05:13.8	103	10:02.3	92	04:55.6	110	11:13.1	124	04:43.1	177
120.	45./M30-39	257	MIKOLÁŠ Jan	1987		01:05:19.5	00:14:32.4		03:05.1	227	07:03.7	121	02:58.9	51	09:26.0	85	07:00.1	268
									05:07.1	86	09:57.9	80	04:48.7	81	10:42.7	74	05:09.0	256
121.	18./M21-29	238	KARLÍČEK Antonín	1997		01:05:21.5	00:14:34.4		02:47.4	151	07:18.7	162	03:16.5	147	09:29.8	91	06:03.0	157
									05:14.5	108	10:14.2	116	05:13.8	160	11:11.2	113	04:32.3	131
122.	46./M30-39	167	VIRT Ondřej KT Bikers	1990		01:05:22.2	00:14:35.1		02:32.1	57	06:52.3	85	03:21.0	170	09:41.7	121	05:50.2	121
									05:28.6	164	10:24.7	133	05:12.1	153	11:17.1	129	04:42.0	173
123.	37./M40-49	245	ŠLAUF Stanislav	1982		01:05:33.0	00:14:45.9		02:40.7	108	07:10.4	137	03:18.2	157	09:44.0	125	05:46.7	115
									05:22.5	144	10:28.5	139	05:13.6	159	11:21.7	139	04:26.3	113
124.	1./W15-29	389	FILIPOVÁ Klára	1995		01:05:34.6	00:14:47.5		03:05.1	226	07:15.5	154	03:12.1	123	09:32.7	99	06:13.2	188
									05:22.7	145	10:20.2	126	04:53.6	99	11:00.9	104	04:38.3	158
125.	47./M30-39	428	PEŤOVSKÝ Štefan Rege Štvrky	1987		01:05:36.4	00:14:49.3		02:46.5	145	06:50.6	78	03:18.7	161	10:10.2	183	05:54.9	140
									05:22.1	141	10:33.3	143	05:10.0	146	11:04.1	107	04:25.7	111
126.	48./M30-39	200	RADIL Jakub Sick Bike	1987		01:05:37.3	00:14:50.1		02:33.6	62	06:22.6	27	03:07.5	98	08:59.2	42	05:04.0	32
									05:02.0	64	09:47.5	67	04:49.2	83	15:47.8	350	04:03.6	36



(*)

Created:25/10/2023 8:47:23

Timing and results by SPORTSOFT
TIMING

Site:10 of 31

Rank.	Cat.rank.	Bib	Name	YoB	Nat.	Finish time	Gap	Penalties	RZ1	#	RZ2	#	RZ3	#	RZ4	#	RZ5	#
									RZ6	#	RZ7	#	RZ8	#	RZ9	#	RZ10	#
127.	49./M30-39	351	KÝR Radim	1989		01:05:38.1	00:14:51.0		02:40.2	103	07:21.7	168	03:09.0	109	09:41.2	120	06:02.2	156
									05:26.6	158	10:38.7	166	04:58.7	121	11:17.5	130	04:22.0	96
128.	2./W15-29	309	BRAVENCOVÁ Denisa BIKEPORN BLUEGRASS ENDURO TEAM	2003		01:05:39.3	00:14:52.2		02:46.8	148	07:29.2	184	03:30.5	229	09:49.3	134	05:33.0	81
									05:24.2	152	10:37.1	157	05:03.6	132	10:57.8	101	04:27.5	118
129.	50./M30-39	16	ŠKOPEK Michal	1991		01:05:43.2	00:14:56.1		02:45.0	132	07:02.7	119	03:14.9	138	10:00.7	161	06:07.8	169
									05:17.3	127	10:35.4	151	05:02.0	126	11:18.1	131	04:18.9	86
130.	10./M50+	452	ŠTĚPÁNEK Libor	1968		01:05:46.5	00:14:59.4		02:39.5	98	06:52.4	86	02:59.6	56	09:37.1	110	05:52.9	131
									05:30.5	169	10:34.0	148	05:05.0	136	11:30.6	147	05:04.6	244
131.	51./M30-39	9	JAKUBEC Lukáš	1991		01:05:54.4	00:15:07.3		04:28.9	366	06:54.8	91	03:08.7	106	09:28.6	89	05:46.2	109
									05:21.9	140	10:13.0	111	05:03.2	130	11:13.5	126	04:15.3	66
132.	52./M30-39	184	PEPŘ Miroslav Caracal Racing	1985		01:05:54.6	00:15:07.5		02:34.0	64	07:09.3	133	03:21.6	173	10:01.8	166	05:23.4	60
									05:28.5	162	10:28.6	140	05:13.5	158	11:47.0	171	04:26.6	117
133.	53./M30-39	161	NEPEJCHAL Adam	1993		01:05:56.5	00:15:09.4		02:54.4	189	07:23.1	171	03:16.6	150	09:52.3	140	05:52.8	130
									05:14.4	107	10:23.2	131	04:58.7	122	11:21.2	137	04:39.4	160
134.	54./M30-39	312	DOLEŽEL Jakub	1986		01:05:57.4	00:15:10.3		02:45.9	138	07:00.3	110	03:17.5	154	10:01.6	165	06:13.5	189
									05:10.3	98	10:26.7	136	04:57.9	118	11:16.4	127	04:46.9	192
135.	38./M40-49	329	DEUTSCHA Dávid Koloshop.cz	1982		01:06:02.5	00:15:15.4		03:12.6	253	07:25.4	176	03:07.4	97	09:35.1	103	06:20.4	203
									05:17.2	124	10:13.2	113	04:55.2	107	11:19.0	132	04:36.5	146
136.	55./M30-39	446	ŠESTÁK Ondřej	1989		01:06:12.0	00:15:24.9		02:35.1	69	07:44.7	223	02:56.4	39	09:43.7	123	06:08.7	172
									05:16.9	122	10:30.7	141	04:59.4	123	11:34.2	154	04:41.9	170
137.	39./M40-49	462	DOSKOČIL Tomáš P4LM	1983		01:06:12.7	00:15:25.6		02:51.2	173	07:07.2	130	03:15.8	141	09:45.7	128	05:54.2	136
									05:22.3	143	10:38.1	161	05:07.7	143	11:26.3	144	04:43.7	182
138.	56./M30-39	65	BEHÚL Lukáš NULY A JENDIČKY	1991		01:06:24.4	00:15:37.3		03:37.9	314	07:00.0	107	03:03.4	79	09:36.5	109	06:51.3	254
									05:09.3	93	10:00.6	87	04:55.9	111	11:12.2	118	04:56.9	226
139.	57./M30-39	78	MARKO Iglíć	1991		01:06:27.1	00:15:40.0		02:53.5	186	07:18.4	161	03:07.4	96	09:55.6	150	05:55.7	142
									05:14.7	111	10:36.9	155	05:27.1	193	11:34.7	155	04:22.9	98



(*)

Created:25/10/2023 8:47:23

Timing and results by  SPORTSOFT
TIMING

Site:11 of 31

Rank.	Cat.rank.	Bib	Name	YoB	Nat.	Finish time	Gap	Penalties	RZ1	#	RZ2	#	RZ3	#	RZ4	#	RZ5	#
									RZ6	#	RZ7	#	RZ8	#	RZ9	#	RZ10	#
140.	58./M30-39	221	PROKEŠ Martin	1988		01:06:29.8	00:15:42.7		02:41.4	112	07:23.3	173	03:11.6	121	09:40.4	118	05:51.7	125
									05:15.1	113	10:37.4	158	04:55.1	106	11:39.7	160	05:13.6	271
141.	59./M30-39	249	BÁRTA Adam HO Tesla	1987		01:06:36.5	00:15:49.4		02:38.5	91	07:02.6	116	03:22.7	180	09:43.9	124	05:46.5	113
									05:41.7	205	10:34.1	149	05:19.9	174	11:46.0	169	04:40.2	163
142.	40./M40-49	469	ŘEZNÍČEK Martin Levelsportkoncept	1975		01:06:38.2	00:15:51.1		02:46.8	147	07:09.6	134	03:34.6	248	09:56.2	153	05:40.9	100
									05:46.0	219	10:44.7	177	05:16.1	168	11:24.9	143	04:18.1	81
143.	41./M40-49	47	KOPŘIVA Marek	1979		01:06:47.3	00:16:00.1		03:01.2	212	07:34.0	200	03:24.6	199	09:39.4	115	05:42.2	102
									05:24.8	155	10:35.9	154	05:09.1	145	11:39.1	159	04:36.5	147
144.	11./M50+	100	RAIMUND Willy FREE EAGLE Fun Racing Team	1970		01:06:50.3	00:16:03.2		03:07.0	235	07:26.7	180	03:19.1	166	10:21.6	199	05:48.9	118
									05:32.6	175	10:35.7	153	04:58.0	119	11:02.9	106	04:37.6	154
145.	3./W30-39	228	ANTALOVÁ Ladislava Koloshop	1989		01:06:53.9	00:16:06.8		03:02.5	216	07:32.5	196	03:11.8	122	09:51.3	139	06:10.8	178
									05:32.6	177	10:26.2	135	05:12.2	154	11:19.1	133	04:34.6	140
146.	3./W15-29	218	PILNÁ Bára #nebudkoza	2000		01:06:54.9	00:16:07.8		03:04.4	222	07:10.4	137	03:06.0	92	09:28.4	88	06:39.7	235
									05:22.2	142	10:07.0	101	05:04.8	135	11:40.9	162	05:10.6	263
147.	19./M21-29	332	HRTUS Samuel	1995		01:06:58.0	00:16:10.9		02:50.7	170	07:03.5	120	03:08.7	106	09:50.6	137	06:21.1	205
									05:23.6	149	10:36.9	155	05:20.7	178	11:40.1	161	04:41.9	170
148.	60./M30-39	419	MELICHAR Lukáš	1992		01:06:59.1	00:16:12.0		02:33.2	61	07:10.9	141	03:25.7	205	10:16.0	190	06:05.2	164
									05:27.7	161	10:55.5	194	05:18.6	171	11:21.2	138	04:24.7	106
149.	2./W40+	350	KOMÍNKOVÁ Michaela KP Cycling	1983		01:07:02.9	00:16:15.8		02:55.9	192	07:30.3	187	03:09.4	111	10:02.2	167	06:39.6	234
									05:17.2	126	10:33.8	146	04:52.6	93	11:20.4	135	04:41.0	165
150.	42./M40-49	316	JIRÁSEK Pavel Kosmonosy	1974		01:07:03.1	00:16:16.0		02:37.4	82	07:21.3	166	03:22.8	182	10:06.5	178	05:56.9	147
									05:27.5	160	10:38.2	164	05:24.3	186	11:42.2	164	04:25.6	110
151.	61./M30-39	220	POPOVEC Adam	1990		01:07:10.0	00:16:22.9		03:20.0	278	07:21.3	167	03:11.5	120	09:34.1	101	06:38.1	233
									05:19.7	133	09:56.9	78	05:15.5	162	11:26.9	145	05:05.5	246
152.	62./M30-39	45	KINKOR Ondra Koloshop.cz	1988		01:07:12.9	00:16:25.8		03:12.1	248	07:43.8	220	03:17.4	153	09:54.1	144	05:38.8	94
									05:21.3	139	10:47.5	179	05:23.7	182	11:32.2	150	04:21.6	94



(*)

Created:25/10/2023 8:47:23

Timing and results by



Site:12 of 31

Rank.	Cat.rank.	Bib	Name	YoB	Nat.	Finish time	Gap	Penalties	RZ1	#	RZ2	#	RZ3	#	RZ4	#	RZ5	#
									RZ6	#	RZ7	#	RZ8	#	RZ9	#	RZ10	#
153.	63./M30-39	22	BARTL Tom	1993		01:07:14.3	00:16:27.2		02:51.4	175	07:16.6	158	03:36.7	260	10:35.5	217	06:30.1	219
									05:32.9	179	10:18.3	124	05:06.0	139	10:56.4	97	04:30.0	124
154.	64./M30-39	387	DVOŘÁČEK Petr AMOKbikers	1988		01:07:19.0	00:16:31.9		02:37.3	81	07:00.5	113	03:24.6	200	10:17.0	192	05:26.7	69
									05:28.9	165	11:03.6	206	05:25.2	189	12:08.3	190	04:26.3	116
155.	65./M30-39	148	BRABEC Marek	1986		01:07:23.1	00:16:36.0		02:57.5	199	07:04.6	124	03:23.2	189	10:02.3	168	06:18.2	198
									05:29.7	167	10:38.0	160	05:10.4	148	11:39.0	158	04:39.9	162
156.	66./M30-39	199	POLÁŠEK Tomáš	1985		01:07:27.0	00:16:39.9		02:35.7	73	07:06.8	129	03:09.9	112	09:49.2	133	05:35.6	89
									05:44.3	214	11:03.3	205	05:27.5	194	12:13.0	198	04:41.4	166
157.	7./MTB Men 15+	30	JESLÍNEK Jan	1982		01:07:27.6	00:16:40.5		02:38.7	93	07:09.0	132	03:18.3	158	10:18.9	196	05:44.1	107
									05:31.0	170	10:43.3	172	05:29.0	199	11:47.6	172	04:47.4	194
158.	43./M40-49	2	HRDÝ Jaroslav	1978		01:07:30.0	00:16:42.9		02:31.3	49	07:12.3	144	03:22.2	178	10:00.8	162	05:52.5	128
									05:33.1	180	11:07.0	214	05:15.9	165	11:57.6	179	04:36.9	150
159.	67./M30-39	353	NEDJALKOV Lukáš	1992		01:07:34.4	00:16:47.3		02:34.2	65	07:15.7	155	03:16.4	145	10:01.1	163	05:54.7	138
									05:35.9	188	11:00.0	200	05:29.7	202	12:00.2	181	04:26.1	112
160.	68./M30-39	10	KORYČANSKÝ Martin	1988		01:07:39.8	00:16:52.7		02:55.3	191	07:25.8	179	03:17.6	155	09:59.1	158	06:09.0	173
									05:31.5	172	10:34.0	147	05:19.8	173	11:41.8	163	04:45.5	189
161.	4./W15-29	35	POPOVOVÁ Natálie Kingscycles	1995		01:08:06.1	00:17:19.0		03:41.0	322	07:24.6	174	03:25.3	203	10:38.4	221	05:54.7	137
									05:20.7	138	10:23.2	130	05:13.3	156	11:34.1	153	04:30.5	125
162.	69./M30-39	77	KOVÁCS Július Profinit a přátelé	1988		01:08:09.9	00:17:22.8		02:56.1	193	07:31.0	189	03:23.1	188	09:55.5	149	06:21.6	206
									05:33.2	181	10:44.4	176	05:20.0	175	11:33.8	152	04:50.8	209
163.	12./M50+	176	KREJČÍ Rastislav Nevydechujem	1968		01:08:12.8	00:17:25.7		04:03.3	357	07:40.7	212	03:23.9	194	10:03.2	173	06:15.4	194
									05:23.3	146	10:38.1	162	05:02.2	127	11:06.5	110	04:35.8	142
164.	44./M40-49	405	JÍRA Aleš	1974		01:08:16.3	00:17:29.2		02:46.0	140	07:13.4	149	03:21.8	174	10:11.3	185	06:03.5	160
									05:42.9	208	10:49.7	185	05:37.4	221	11:43.5	166	04:46.6	191
165.	45./M40-49	183	NOVÝ Petr	1977		01:08:18.1	00:17:31.0		03:49.0	342	07:16.7	159	03:23.8	193	09:48.6	132	05:32.5	80
									05:44.0	209	10:41.8	171	06:02.2	267	11:35.2	156	04:23.8	101



(*)

Created:25/10/2023 8:47:23

Timing and results by



Site:13 of 31

Rank.	Cat.rank.	Bib	Name	YoB	Nat.	Finish time	Gap	Penalties	RZ1	#	RZ2	#	RZ3	#	RZ4	#	RZ5	#
									RZ6	#	RZ7	#	RZ8	#	RZ9	#	RZ10	#
166.	13./M50+	366	BEDNÁŘ Tomáš Čistý sport	1970		01:08:20.6	00:17:33.5		02:47.5	152	07:27.9	182	03:24.8	201	09:47.2	129	06:13.8	191
									05:32.7	178	10:28.0	138	05:35.2	214	12:13.6	201	04:49.7	204
167.	46./M40-49	471	TRÁVNÍČEK Aleš Levelsportkoncept	1980		01:08:29.6	00:17:42.4		02:47.3	150	07:32.1	194	03:27.1	215	09:49.7	136	05:36.2	91
									05:44.4	215	10:54.4	193	05:37.6	223	12:26.2	217	04:34.3	139
168.	47./M40-49	97	NOVÝ Pavel Triathlon Mladá Boleslav	1977		01:08:32.7	00:17:45.6		03:38.0	315	07:34.4	202	03:16.3	144	10:21.7	201	06:48.8	250
									05:16.2	118	10:33.6	145	04:57.7	117	11:20.4	136	04:45.1	187
169.	70./M30-39	138	NĚMEČEK Tomáš	1987		01:08:33.8	00:17:46.7		03:03.3	218	07:36.4	205	03:05.1	90	10:06.7	179	07:02.1	271
									05:10.3	99	10:14.0	114	05:05.3	138	12:25.5	216	04:44.7	186
170.	5./M15-20	310	DOLEŽAL Štěpán Cyklo Kněžice	2008		01:08:34.7	00:17:47.6		07:08.0	388	06:51.2	81	03:01.3	67	09:19.6	76	06:04.5	162
									05:16.5	120	10:14.4	118	04:52.9	95	11:07.3	112	04:38.7	159
171.	71./M30-39	7	HORALÍK Martin Mojekolo	1986		01:08:35.7	00:17:48.6		02:53.2	185	07:42.8	217	03:26.1	207	10:04.6	175	05:59.4	154
									05:40.2	198	11:03.9	208	05:33.5	209	11:43.6	167	04:28.1	120
172.	72./M30-39	451	SOCHORA Petr	1991		01:08:36.0	00:17:48.8		03:08.6	240	07:15.7	157	03:16.4	146	09:54.5	147	07:04.9	276
									05:37.1	192	10:43.7	173	04:53.6	100	11:54.5	174	04:46.5	190
173.	4./W30-39	379	WIEDNEROVA Klara SK Favorit Bílina	1988		01:08:39.4	00:17:52.3		03:13.6	259	07:39.8	210	03:10.7	117	10:01.6	164	06:19.3	202
									05:29.9	168	10:49.1	182	05:04.3	133	12:12.9	197	04:37.8	157
174.	14./M50+	119	RIBARITS Oliver Vienna International Cycle Club	1969		01:08:41.6	00:17:54.5		03:50.1	344	07:12.6	146	03:23.1	187	09:29.2	90	06:33.0	225
									05:17.5	128	10:16.4	120	05:16.0	166	12:08.9	192	05:14.5	273
175.	15./M50+	331	HILTON Christopher	1970		01:08:42.9	00:17:55.7		02:44.5	129	07:10.5	139	03:22.9	184	10:00.3	159	05:53.1	132
									05:44.2	212	11:43.4	261	05:42.1	239	11:56.6	177	04:24.9	107
176.	48./M40-49	85	ZOUBEK Bohumír Profinit a přátelé	1975		01:08:43.4	00:17:56.3		02:44.4	128	07:31.3	190	03:36.9	261	09:57.7	155	06:04.5	163
									05:50.3	237	11:19.6	235	05:29.5	201	11:31.6	148	04:37.1	153
177.	73./M30-39	305	VRÁNA Jakub Kolofix Team	1988		01:08:46.3	00:17:59.2		02:46.5	144	07:31.6	191	03:22.8	183	10:33.2	215	05:52.7	129
									05:29.0	166	10:53.0	190	05:26.1	192	11:58.2	180	04:52.8	216
178.	49./M40-49	182	NOVÁK Tomáš	1982		01:08:48.9	00:18:01.8		03:12.8	257	07:20.8	165	03:19.6	169	09:57.7	156	05:24.7	65
									05:40.6	200	11:04.8	209	05:24.0	183	12:57.1	256	04:26.3	113



(*)

Created:25/10/2023 8:47:23

Timing and results by



Site:14 of 31

Rank.	Cat.rank.	Bib	Name	YoB	Nat.	Finish time	Gap	Penalties	RZ1	#	RZ2	#	RZ3	#	RZ4	#	RZ5	#
									RZ6	#	RZ7	#	RZ8	#	RZ9	#	RZ10	#
179.	1./MTB Women 15+	456	SVOBODOVÁ Petra AUTHENTICBIKE	1984		01:08:50.2	00:18:03.1		02:31.8	52	07:22.7	170	03:18.8	162	10:02.5	170	05:34.8	87
									05:48.8	235	11:31.5	244	05:34.8	211	12:27.5	221	04:36.6	148
180.	3./W40+	246	VELENSKÁ Klára	1978		01:08:52.3	00:18:05.2		02:57.5	200	07:23.2	172	03:28.3	222	10:02.4	169	06:03.5	161
									05:37.2	193	10:58.3	199	05:28.1	195	12:11.8	195	04:41.7	168
181.	20./M21-29	140	SAMEC Jakub	2000		01:08:53.2	00:18:06.1		02:57.0	197	07:12.4	145	03:27.3	216	10:36.4	218	06:13.2	187
									05:31.5	173	10:48.1	180	05:20.5	177	12:03.1	185	04:43.3	180
182.	8./MTB Men 15+	325	UHLÍŘ Alexandr Cyklo Kněžice	1975		01:08:55.7	00:18:08.6		02:45.3	135	07:44.7	224	03:38.3	266	10:06.1	176	05:47.9	116
									05:48.4	231	11:03.2	204	05:21.0	179	12:15.5	203	04:25.0	108
183.	50./M40-49	404	JELÍNEK Petr J&J bros. Jihlava	1980		01:09:01.3	00:18:14.2		02:40.7	109	07:25.5	177	03:34.3	244	10:18.2	194	05:53.2	134
									05:37.7	194	10:52.4	189	05:39.8	232	12:13.8	202	04:45.3	188
184.	51./M40-49	212	MACHÁČEK Tomáš Šemberské stezky	1977		01:09:02.3	00:18:15.2		02:46.8	149	07:30.6	188	03:45.3	288	10:57.0	247	05:42.6	103
									05:46.2	220	10:55.6	195	05:20.3	176	11:46.5	170	04:30.8	127
185.	16./M50+	361	SUŠER Radek Bechyně Legends	1973		01:09:11.6	00:18:24.5		03:02.2	215	07:32.0	193	03:15.7	140	10:06.4	177	06:55.8	260
									05:23.3	147	10:41.4	169	05:06.1	140	11:56.6	178	05:11.7	265
186.	74./M30-39	318	JIROUT Petr AMK Cihelna	1992		01:09:16.6	00:18:29.5		02:39.6	99	06:34.5	50	02:56.1	38	17:46.6	383	05:31.5	78
									04:57.4	54	09:30.0	42	04:40.5	56	10:18.6	50	04:21.7	95
187.	52./M40-49	194	KRAMPERA Milan	1981		01:09:16.7	00:18:29.6		02:38.1	90	07:13.2	148	03:35.5	252	10:39.3	222	05:46.2	111
									05:51.5	240	11:00.5	201	05:33.8	210	12:26.5	218	04:31.9	130
188.	53./M40-49	145	VILGUS Tomáš	1983		01:09:20.9	00:18:33.8		03:11.0	246	07:11.3	142	02:59.9	57	09:40.0	117	07:05.0	277
									05:25.0	156	10:18.0	122	05:18.8	172	11:27.5	146	06:44.1	365
189.	75./M30-39	314	FIŠERA Jan AMK Cihelna	1992		01:09:28.4	00:18:41.3		02:25.1	27	07:07.8	131	03:12.8	126	12:32.5	326	05:46.3	112
									05:23.5	148	10:49.6	184	05:25.6	190	12:13.5	199	04:31.4	129
190.	76./M30-39	346	BIHARY Patrik	1990		01:09:33.4	00:18:46.3		02:46.6	146	07:41.6	216	03:27.4	217	10:11.1	184	06:06.0	166
									05:46.8	224	11:19.6	234	05:31.7	207	12:05.1	187	04:37.1	152
191.	21./M21-29	73	HANUŠTIK Martin NULY A JENDIČKY	1995		01:09:36.8	00:18:49.7		03:08.8	242	07:32.3	195	03:18.7	160	10:32.5	212	06:29.2	216
									05:32.6	175	10:38.3	165	05:21.1	180	12:02.1	184	05:00.8	236



(*)

Created:25/10/2023 8:47:23

Timing and results by SPORTSOFT
TIMING

Site:15 of 31

Rank.	Cat.rank.	Bib	Name	YoB	Nat.	Finish time	Gap	Penalties	RZ1	#	RZ2	#	RZ3	#	RZ4	#	RZ5	#
									RZ6	#	RZ7	#	RZ8	#	RZ9	#	RZ10	#
192.	54./M40-49	64	ZEMAN René Aspire Sports	1976	CZE	01:09:50.4	00:19:03.3		02:44.0	125	07:44.1	221	03:21.8	175	11:11.5	261	05:53.6	135
									05:52.2	243	11:11.6	221	05:28.7	198	11:54.6	175	04:28.0	119
193.	77./M30-39	106	ZEMAN Jan GRAVEL NOVÉ STRAŠECÍ	1990	CZE	01:09:52.5	00:19:05.4		02:45.9	138	07:49.9	234	03:25.6	204	10:13.5	186	06:20.9	204
									05:40.7	201	11:19.4	233	05:35.1	213	11:52.8	173	04:48.4	198
194.	9./MTB Men 15+	421	DŽERENGA Jiří DNK funs	1971	CZE	01:09:55.7	00:19:08.6		02:45.5	136	07:41.0	214	03:32.4	238	11:08.4	258	06:33.2	227
									05:32.0	174	10:44.0	174	05:25.9	191	11:55.4	176	04:37.6	155
195.	78./M30-39	362	SVOJŠE Otakar	1988	CZE	01:09:59.5	00:19:12.4		03:02.9	217	07:15.7	156	03:04.8	86	11:09.1	259	06:48.7	249
									05:15.8	117	10:54.0	192	05:15.5	163	12:06.8	188	05:05.7	248
196.	55./M40-49	393	GRUBECK Jürgen FREE EAGLE Fun Racing Team	1980	AUT	01:10:09.4	00:19:22.3		02:42.5	117	07:38.6	209	03:28.1	221	10:32.6	213	06:08.4	170
									05:41.6	203	11:06.2	211	05:41.5	238	12:19.5	210	04:50.0	207
197.	56./M40-49	94	KINDL Jan GRAVEL NOVÉ STRAŠECÍ	1975	CZE	01:10:12.1	00:19:25.0		02:58.7	206	07:09.9	135	03:18.5	159	11:55.1	310	06:11.7	182
									05:19.7	134	10:35.5	152	05:12.6	155	12:33.3	228	04:56.6	225
198.	57./M40-49	107	ZIMMERMANN David GRAVEL NOVÉ STRAŠECÍ	1977	CZE	01:10:20.7	00:19:33.6		02:58.4	204	08:00.1	252	03:26.9	212	10:15.0	188	06:24.1	210
									05:34.3	183	10:56.8	197	05:31.6	206	12:00.7	183	05:12.3	267
199.	79./M30-39	472	VOREL Ondřej New 2 project	1991	CZE	01:10:26.3	00:19:39.2		02:38.9	95	07:43.6	219	03:16.7	151	10:29.1	206	05:57.6	148
									06:07.0	278	11:42.2	258	05:38.7	227	12:16.2	205	04:36.1	145
200.	58./M40-49	147	VYŠINSKÝ Michal Turzovka	1976	CZE	01:10:31.4	00:19:44.3		03:52.2	347	07:40.2	211	03:14.0	133	09:56.2	152	07:13.0	287
									05:26.9	159	10:25.1	134	05:18.5	170	12:00.3	182	05:24.7	287
201.	4./W40+	271	DLABALOVÁ Jana Glede	1981	CZE	01:10:33.6	00:19:46.5		03:00.2	211	07:29.0	183	03:34.6	247	10:45.3	237	06:23.9	208
									05:39.9	197	10:51.3	188	05:35.4	215	12:21.1	215	04:52.7	215
202.	59./M40-49	445	SEIDL Andreas SV Lurs Maissau	1979	AUT	01:10:35.2	00:19:48.1		02:39.4	97	07:19.4	163	03:22.3	179	10:07.7	180	05:54.8	139
									06:04.2	271	11:59.6	277	05:48.1	251	12:41.9	234	04:37.6	156
203.	80./M30-39	327	BURJAN Adam CC Currywurst	1991	CZE	01:10:36.6	00:19:49.5		03:06.6	232	07:44.6	222	03:31.0	233	10:14.2	187	06:19.1	200
									05:34.9	185	11:09.9	219	05:40.6	236	12:16.6	206	04:58.8	234
204.	17./M50+	195	KYCLT Robin NP	1972	CZE	01:10:39.5	00:19:52.4		02:50.0	167	07:53.0	243	03:34.5	245	10:32.9	214	05:55.7	142
									05:40.3	199	11:08.6	216	05:40.1	233	12:29.4	223	04:54.6	220



(*)

Created:25/10/2023 8:47:23

Timing and results by



Site:16 of 31

Rank.	Cat.rank.	Bib	Name	YoB	Nat.	Finish time	Gap	Penalties	RZ1	#	RZ2	#	RZ3	#	RZ4	#	RZ5	#
									RZ6	#	RZ7	#	RZ8	#	RZ9	#	RZ10	#
205.	60./M40-49	8	HRONZA Rudolf Velo mag	1974		01:10:39.5	00:19:52.4		02:40.2	103	07:13.4	149	03:25.0	202	10:02.7	171	05:39.6	96
									05:44.6	216	11:18.4	232	07:24.1	360	12:35.4	229	04:35.8	143
206.	61./M40-49	291	HOVORKA Jan DoKola!	1979		01:10:41.5	00:19:54.4		02:30.7	47	14:22.8	386	03:06.6	93	09:26.0	85	05:35.7	90
									05:15.7	116	10:06.8	100	04:52.1	92	11:00.8	103	04:23.8	100
207.	62./M40-49	376	LORENC Ondrej	1981		01:10:44.2	00:19:57.1		03:13.0	258	07:24.8	175	03:16.1	143	09:51.2	138	07:16.1	291
									05:36.8	189	10:46.6	178	05:32.7	208	12:35.4	229	05:11.2	264
208.	81./M30-39	324	SOUKUP Jan	1986		01:10:47.5	00:20:00.4		02:43.1	120	07:31.9	192	03:31.0	234	10:33.3	216	06:11.2	181
									05:46.7	222	11:06.8	213	05:35.6	216	12:49.8	247	04:57.6	230
209.	2./MTB Women 15+	230	BLASCHKEOVÁ Eva	1985		01:10:50.7	00:20:03.6		02:53.6	187	07:48.5	228	03:26.5	211	10:18.6	195	06:45.3	242
									05:47.2	225	11:09.0	217	05:34.8	211	12:10.1	194	04:56.6	224
210.	5./W30-39	239	KRTIČKOVÁ Petra HSK Cycling team	1986		01:10:51.8	00:20:04.7		02:39.4	96	07:56.3	248	03:39.8	271	10:26.6	204	05:57.7	149
									05:59.3	260	11:21.2	238	05:50.1	252	12:27.0	219	04:34.0	138
211.	82./M30-39	13	RUŽIČKA Petr	1988		01:10:52.5	00:20:05.4		03:16.7	269	07:33.5	197	03:22.9	185	10:29.6	207	07:00.2	269
									05:28.6	163	10:50.5	186	05:13.9	161	12:29.7	224	05:06.4	252
212.	63./M40-49	378	SLÁVIK Vladimír	1978		01:11:00.5	00:20:13.4		03:06.1	230	07:34.1	201	03:33.4	243	10:10.2	182	06:22.6	207
									05:42.5	207	10:56.0	196	05:41.1	237	12:55.2	252	04:59.1	235
213.	64./M40-49	155	KOHOUT Tomáš Kurvy, chlast a chlebičky	1982		01:11:00.6	00:20:13.5		02:37.7	86	07:29.6	185	03:27.1	214	10:30.8	210	05:43.1	105
									05:57.2	256	11:33.1	245	06:04.1	272	12:49.1	245	04:48.4	199
214.	83./M30-39	179	MACURA Lukáš	1984		01:11:10.3	00:20:23.2		02:48.2	156	08:16.7	276	03:30.5	228	10:48.1	240	06:19.2	201
									05:37.9	195	11:16.1	229	05:24.1	184	12:18.3	209	04:50.9	210
215.	6./W30-39	33	MRÁZOVÁ Natalie	1988		01:11:14.9	00:20:27.8		03:25.2	289	07:51.4	240	03:28.0	219	10:52.5	243	06:41.4	237
									05:44.6	217	11:12.9	223	05:28.2	196	11:43.4	165	04:47.1	193
216.	3./MTB Women 15+	219	POLÍVKOVA Kája DÁMY NA KOLE	1964		01:11:16.5	00:20:29.4		02:49.6	165	07:52.8	242	03:30.3	227	10:42.4	230	06:03.1	158
									05:54.4	249	11:30.0	241	05:39.1	230	12:31.4	225	04:43.1	178
217.	18./M50+	477	WURDACK Walter RV Veloclub Simmering	1971		01:11:34.0	00:20:46.9		02:56.5	195	07:53.7	244	03:39.8	272	11:16.7	266	06:12.7	185
									05:44.1	211	10:53.2	191	05:39.7	231	12:20.2	213	04:56.9	226



(*)

Created:25/10/2023 8:47:23

Timing and results by SPORTSOFT
TIMING

Site:17 of 31

Rank.	Cat.rank.	Bib	Name	YoB	Nat.	Finish time	Gap	Penalties	RZ1	#	RZ2	#	RZ3	#	RZ4	#	RZ5	#
									RZ6	#	RZ7	#	RZ8	#	RZ9	#	RZ10	#
218.	19./M50+	50	PAŘÍK Petr MANOBIKE	1973		01:11:35.5	00:20:48.4		02:52.1	178	07:46.2	227	03:36.1	256	10:30.3	208	05:57.8	150
									05:52.0	241	11:42.0	257	05:57.9	260	12:31.6	226	04:49.0	200
218.	19./M50+	298	MATOUŠEK Tibor GEMT Brno	1969		01:11:35.5	00:20:48.4		02:40.9	110	07:50.0	236	03:30.7	232	10:20.5	198	06:27.8	215
									05:57.2	255	11:24.6	240	05:43.0	243	12:58.5	258	04:42.0	172
220.	65./M40-49	132	HOLEC Kristian	1976		01:11:38.8	00:20:51.7		03:05.0	225	07:36.3	204	03:23.7	192	10:16.7	191	07:17.0	292
									05:47.4	226	10:48.2	181	05:45.7	249	12:13.5	199	05:25.1	289
221.	5./W15-29	213	MACHÁČKOVÁ Anna Šemberské stezky	1995		01:11:41.3	00:20:54.2		03:09.7	243	07:34.7	203	03:36.6	259	10:47.6	238	06:01.6	155
									05:54.2	248	11:11.3	220	05:42.7	242	12:51.3	249	04:51.2	212
222.	21./M50+	146	VRÁBEL Igor Piešťany	1973		01:11:46.6	00:20:59.5		03:19.3	277	07:49.8	233	03:28.0	220	11:40.6	297	06:42.5	238
									05:35.9	187	10:51.1	187	05:31.5	204	12:03.7	186	04:44.0	184
223.	22./M50+	109	ADAM Martin Vienna International Cycle Club	1963		01:11:46.9	00:20:59.8		03:35.6	309	07:54.2	246	03:22.1	177	10:00.3	160	07:08.0	282
									05:36.9	190	10:40.1	168	05:42.3	241	12:17.3	207	05:29.7	297
224.	66./M40-49	293	KÁRNÍK Jan Fanaticus	1978		01:11:49.3	00:21:02.2		02:48.1	155	07:49.9	235	03:37.2	263	10:42.7	231	06:37.0	230
									05:48.1	230	11:15.7	227	05:38.7	226	12:36.0	231	04:55.7	222
225.	84./M30-39	409	KNETL Adam	1991		01:11:53.1	00:21:06.0		03:18.3	272	08:03.5	259	03:26.0	206	10:37.5	220	06:50.7	252
									05:48.8	234	11:17.2	231	05:29.0	200	12:17.9	208	04:43.7	183
226.	85./M30-39	28	HULÍK Josef Rekola	1986		01:11:55.1	00:21:08.0		03:05.2	228	07:40.8	213	03:37.7	265	10:44.3	233	05:59.2	153
									05:47.4	227	11:37.8	249	05:38.4	224	12:37.0	232	05:06.8	253
227.	86./M30-39	313	DURNA Radek	1988		01:12:16.1	00:21:29.0		02:59.2	209	07:49.7	231	03:24.2	196	10:41.5	227	06:38.1	232
									05:45.1	218	11:15.7	227	05:38.9	229	12:47.3	243	05:16.1	277
228.	67./M40-49	111	BEISTEINER Stefan Vienna International Cycle Club	1977		01:12:17.7	00:21:30.6		02:50.1	168	07:30.1	186	03:47.0	293	10:19.0	197	06:55.6	259
									05:41.6	202	10:58.1	198	06:09.0	285	13:09.9	268	04:57.0	228
229.	68./M40-49	131	HATINA Ľubomír	1980		01:12:22.3	00:21:35.2		02:42.8	118	07:13.5	151	03:27.9	218	11:25.0	278	06:51.0	253
									05:49.2	236	11:07.9	215	05:45.0	246	12:44.5	238	05:15.1	276
230.	23./M50+	262	PAPRSTKA Roman Bikeaction - Rocky Mountain team	1964		01:12:27.9	00:21:40.8		03:03.3	220	07:46.1	226	03:43.5	283	11:04.7	253	05:56.6	146
									05:58.3	259	11:22.2	239	05:44.9	245	12:49.7	246	04:58.1	233



(*)

Created:25/10/2023 8:47:23

Timing and results by SPORTSOFT
TIMING

Site:18 of 31

Rank.	Cat.rank.	Bib	Name	YoB	Nat.	Finish time	Gap	Penalties	RZ1	#	RZ2	#	RZ3	#	RZ4	#	RZ5	#
									RZ6	#	RZ7	#	RZ8	#	RZ9	#	RZ10	#
231.	6./W15-29	339	RIZMANOVÁ Júlia	1994		01:12:31.6	00:21:44.5		03:57.5	353	07:49.8	232	03:21.3	172	10:18.1	193	07:01.5	270
									05:44.2	212	11:03.7	207	05:30.7	203	12:27.3	220	05:17.2	279
232.	69./M40-49	38	ŠŤÁVA Petr Atlétic club Ctiboř	1976		01:12:32.0	00:21:44.9		03:12.7	256	08:04.9	262	03:30.2	225	11:16.8	267	07:23.4	303
									05:34.6	184	10:44.1	175	05:23.2	181	12:07.5	189	05:14.3	272
233.	24./M50+	68	DEMOVIČ Štefan NULY A JENDIČKY	1969		01:12:35.7	00:21:48.6		03:15.4	263	08:06.0	264	03:24.2	197	10:40.0	224	06:51.6	255
									05:37.1	191	11:01.3	202	05:25.1	188	12:52.3	251	05:22.2	285
234.	25./M50+	427	OPLETAL Vladimír Biketone	1964		01:12:35.8	00:21:48.7		02:44.6	131	07:27.4	181	03:30.3	226	10:39.4	223	06:13.1	186
									06:00.8	264	11:41.2	256	06:14.7	289	12:59.0	261	05:05.0	245
235.	87./M30-39	326	BŘEČKA Jan	1992		01:12:39.5	00:21:52.4		02:49.6	166	07:33.6	198	03:19.5	168	10:53.4	244	07:07.7	281
									05:52.9	244	11:34.1	247	05:45.2	247	12:20.9	214	05:22.1	284
236.	7./W30-39	151	HARRIS Barbara KT Bikers	1992		01:12:41.7	00:21:54.6		03:12.1	249	07:56.7	249	03:23.7	191	10:28.5	205	06:27.7	214
									06:08.1	279	11:39.6	254	05:50.2	253	12:42.5	236	04:52.2	214
237.	70./M40-49	117	KULMAN David VICC Vienna International Cycle Club	1977		01:12:42.7	00:21:55.6		03:32.2	305	07:49.6	230	03:19.3	167	09:53.5	143	07:14.9	289
									05:42.1	206	10:49.2	183	06:04.2	273	12:43.1	237	05:34.4	303
238.	26./M50+	375	HELLER Vlastimil Favorit Bílina	1959		01:13:03.1	00:22:16.0		03:35.3	308	08:10.8	273	03:31.7	236	10:37.4	219	06:58.1	265
									05:50.9	239	11:12.8	222	05:36.9	220	12:19.7	211	05:09.2	258
239.	88./M30-39	156	KOLOMICENKO Jakub TTT	1988		01:13:07.2	00:22:20.1		05:12.2	379	08:55.5	318	03:48.8	295	09:55.7	151	06:13.7	190
									05:41.6	204	11:06.3	212	05:10.6	150	12:08.5	191	04:53.9	218
240.	71./M40-49	137	MUŠINSKÝ Ladislav	1978		01:13:11.1	00:22:24.0		02:52.6	180	08:09.7	271	03:35.7	255	10:31.1	211	07:22.1	300
									05:46.8	223	11:05.6	210	05:51.0	255	12:41.5	233	05:14.5	274
241.	22./M21-29	317	JIROUT Tomáš AMK Cihelna	1999		01:13:20.8	00:22:33.7		02:43.6	124	07:51.4	239	03:39.4	269	10:54.8	246	06:30.6	220
									05:50.4	238	11:42.3	260	06:05.3	275	13:19.3	275	04:43.2	179
242.	72./M40-49	341	URBANOVSKY Andrej	1978		01:13:22.8	00:22:35.7		02:53.2	184	07:51.4	238	03:18.9	164	10:08.2	181	06:43.6	239
									06:21.7	299	12:02.5	281	05:58.7	261	12:55.2	253	05:09.1	257
243.	23./M21-29	189	BÖHM Tomáš Riot Riders	1996		01:13:28.0	00:22:40.9		02:48.4	157	07:49.3	229	03:46.3	291	10:53.5	245	06:05.6	165
									06:13.4	289	11:38.7	252	06:06.7	279	13:30.1	282	04:35.6	141



(*)

Created:25/10/2023 8:47:23

Timing and results by



Site:19 of 31

Rank.	Cat.rank.	Bib	Name	YoB	Nat.	Finish time	Gap	Penalties	RZ1	#	RZ2	#	RZ3	#	RZ4	#	RZ5	#
									RZ6	#	RZ7	#	RZ8	#	RZ9	#	RZ10	#
244.	24./M21-29	385	ČURDA Jaroslav	1996	CZE	01:13:29.1	00:22:42.0		02:40.4	107	07:56.8	250	03:24.4	198	12:09.3	314	06:33.7	228
									06:03.4	267	11:20.8	237	05:38.6	225	12:58.8	259	04:42.5	174
245.	25./M21-29	63	WOLFSCHLÄGER Jiří	2001	CZE	01:13:30.1	00:22:43.0		03:29.2	298	08:01.8	254	03:34.6	246	11:06.8	256	06:16.5	196
									05:52.0	242	11:35.4	248	05:40.5	235	12:51.7	250	05:01.5	237
246.	89./M30-39	141	SAMEC Michal	1987	CZE	01:13:34.4	00:22:47.3		02:59.3	210	07:37.1	207	03:39.5	270	11:59.7	312	06:55.5	258
									05:48.5	232	11:01.8	203	05:46.0	250	12:57.7	257	04:49.1	202
247.	73./M40-49	455	SVOBODA Hynas VBT	1978	CZE	01:13:38.0	00:22:50.9		02:45.0	132	07:53.8	245	03:51.0	299	12:37.0	329	06:18.6	199
									05:54.1	246	11:20.3	236	05:38.9	228	12:42.2	235	04:36.7	149
248.	5./W40+	395	HLADÍKOVÁ Jana BRILON RACING TEAM MB	1973	CZE	01:13:40.6	00:22:53.5		03:14.0	260	07:37.0	206	03:42.5	279	10:48.1	241	06:29.9	217
									05:53.5	245	11:15.0	225	06:03.6	270	13:03.5	265	05:33.2	301
249.	90./M30-39	208	DVOŘÁK Filip BIKE NOTORIC	1988	CZE	01:13:42.0	00:22:54.9		03:58.0	355	07:01.7	114	03:17.9	156	09:47.5	130	07:42.6	317
									05:56.4	252	12:16.1	295	05:16.0	166	12:46.4	240	05:39.2	311
250.	27./M50+	337	LUŽNÝ Ivo TTC	1965	CZE	01:13:42.9	00:22:55.8		02:48.0	154	07:38.5	208	03:45.5	290	10:42.7	231	06:45.6	244
									05:58.0	258	11:54.6	273	06:18.0	294	13:00.8	263	04:50.8	208
251.	28./M50+	122	SCHEIBL Alfred Vienna International Cycle Club	1965	AUT	01:13:48.8	00:23:01.7		03:45.1	334	07:55.5	247	03:32.7	240	10:40.8	225	07:15.7	290
									05:38.8	196	11:09.0	217	05:31.5	204	12:33.1	227	05:46.2	327
252.	29./M50+	407	KADLEC Jozef cykloshop.sk	1963	SVK	01:13:48.9	00:23:01.8		03:19.2	276	08:10.4	272	03:32.7	239	10:22.0	202	06:32.4	223
									06:01.1	266	11:34.0	246	05:53.6	257	12:55.9	254	05:27.2	292
253.	6./W40+	118	OITZL Ursula Vienna International Cycle Club	1978	AUT	01:13:53.6	00:23:06.5		03:44.7	331	08:08.2	266	03:21.1	171	10:42.2	229	07:19.7	296
									05:46.2	221	11:15.4	226	05:36.7	219	12:29.3	222	05:29.7	295
254.	91./M30-39	21	ZMÍTKO Jan Barbarian extreme team	1988	CZE	01:13:57.2	00:23:10.1		02:44.3	127	07:20.1	164	03:23.3	190	10:45.3	236	06:49.9	251
									05:57.1	254	13:19.2	333	05:59.1	262	12:57.1	255	04:41.6	167
255.	74./M40-49	134	JANČOVIČ Vladimír beer inside team	1983	CZE	01:13:58.0	00:23:10.9		03:05.3	229	08:36.3	299	03:59.6	315	10:44.5	234	06:33.0	226
									05:48.6	233	11:42.2	258	06:00.5	266	12:44.6	239	04:42.8	175
256.	92./M30-39	143	ŠŤASTNÝ Ladislav FRbikes.cz	1989	CZE	01:14:00.4	00:23:13.3		02:52.9	182	08:03.4	258	04:00.4	317	13:09.8	343	06:56.4	262
									05:57.4	257	10:35.2	150	05:37.4	222	12:16.0	204	04:31.1	128



(*)

Created:25/10/2023 8:47:23

Timing and results by



Site:20 of 31

Rank.	Cat.rank.	Bib	Name	YoB	Nat.	Finish time	Gap	Penalties	RZ1	#	RZ2	#	RZ3	#	RZ4	#	RZ5	#
									RZ6	#	RZ7	#	RZ8	#	RZ9	#	RZ10	#
257.	26./M21-29	374	HÁBA Rudolf	1995		01:14:29.9	00:23:42.8		03:06.7	233	07:51.6	241	03:34.7	249	11:01.2	250	06:40.5	236
									05:56.6	253	11:50.8	267	06:07.0	280	13:30.9	283	04:49.7	205
258.	93./M30-39	163	ROHRBACHER Ivo	1986		01:14:35.4	00:23:48.3		03:16.7	268	07:43.2	218	03:42.0	275	11:01.0	249	06:10.7	177
									06:04.1	270	12:13.1	294	06:07.5	282	13:19.0	274	04:57.8	231
259.	75./M40-49	259	MORAVEC Pavel NO BRAIN I GO	1983		01:15:01.7	00:24:14.6		03:09.8	244	08:15.0	275	03:40.4	273	11:33.4	290	06:30.0	218
									05:59.4	261	11:44.7	264	05:56.5	259	13:20.1	276	04:52.0	213
260.	94./M30-39	74	HIRSCH Karel	1993		01:15:04.0	00:24:16.9		04:38.5	369	09:54.6	356	03:29.2	224	10:47.8	239	06:12.3	184
									06:01.0	265	11:31.3	243	05:28.6	197	12:12.4	196	04:47.9	196
261.	95./M30-39	242	PETRISKO Milan	1984		01:15:12.9	00:24:25.8		02:48.8	159	08:09.2	268	03:39.2	268	11:08.3	257	06:53.7	256
									05:59.9	262	11:43.5	262	05:54.4	258	13:13.7	269	05:42.0	316
262.	76./M40-49	171	GAJZICA Lukáš	1982		01:15:24.3	00:24:37.2		03:28.0	296	08:49.8	313	03:37.7	264	11:05.6	254	06:26.3	211
									06:16.3	294	11:53.1	270	05:53.1	256	13:05.0	266	04:49.1	202
263.	96./M30-39	3	DOPITA Michal	1987		01:15:50.6	00:25:03.5		03:01.2	212	08:02.5	256	03:48.3	294	10:44.9	235	07:03.6	274
									06:04.2	272	12:31.7	302	06:05.0	274	13:14.2	271	05:14.7	275
264.	77./M40-49	133	HUBKA Maroš	1976		01:15:55.5	00:25:08.3		03:23.5	286	08:21.7	283	03:54.4	307	11:21.3	273	06:45.6	243
									06:04.3	273	12:00.2	279	06:00.1	265	13:14.0	270	04:50.0	206
265.	7./W40+	24	HAŠKOVÁ Eva	1973		01:16:02.5	00:25:15.4		03:49.2	343	08:36.1	298	03:38.6	267	11:04.0	252	07:26.0	306
									06:04.7	276	11:30.8	242	05:42.3	240	12:48.1	244	05:22.5	286
266.	4./MTB Women 15+	474	VRBOVCOVÁ Hana BIKE NOTORIC	1980		01:16:02.9	00:25:15.8		03:15.7	264	08:21.2	281	03:45.4	289	11:30.0	288	06:48.0	247
									06:12.6	285	11:52.4	269	06:06.1	276	12:58.9	260	05:12.3	266
267.	97./M30-39	272	GREGOR Vojtěch	1991		01:16:03.2	00:25:16.1		03:39.0	318	08:04.6	260	03:33.1	242	10:51.5	242	06:57.7	264
									06:04.3	274	11:59.3	276	06:19.0	296	13:16.6	273	05:17.7	281
268.	98./M30-39	347	CHMELÍČEK Petr	1986		01:16:07.3	00:25:20.2		03:17.0	270	07:41.2	215	03:10.3	114	10:15.7	189	12:20.7	380
									05:31.0	171	10:37.6	159	05:24.1	184	12:19.7	212	05:29.7	295
269.	78./M40-49	20	VOSPĚL Jiří	1976		01:16:07.3	00:25:20.2		03:07.6	237	07:59.5	251	03:42.7	280	11:22.1	274	06:37.3	231
									06:13.8	290	11:53.2	271	06:15.7	290	13:44.5	290	05:10.5	262



(*)

Created:25/10/2023 8:47:23

Timing and results by SPORTSOFT
TIMING

Site:21 of 31

Rank.	Cat.rank.	Bib	Name	YoB	Nat.	Finish time	Gap	Penalties	RZ1	#	RZ2	#	RZ3	#	RZ4	#	RZ5	#
									RZ6	#	RZ7	#	RZ8	#	RZ9	#	RZ10	#
270.	79./M40-49	403	JARŽEMBOVSKÝ Martin SCK Pieniny Stará Ľubovňa	1980		01:16:09.5	00:25:22.4		03:16.7	267	08:05.0	263	03:30.6	230	12:24.2	324	06:32.6	224
									06:03.9	269	11:53.9	272	06:06.4	278	13:21.4	278	04:54.5	219
271.	99./M30-39	205	ŠTĚPÁN Luděk	1987		01:16:22.1	00:25:35.0		03:12.2	250	08:21.3	282	03:56.3	310	11:40.3	296	06:57.7	263
									06:08.1	280	11:39.0	253	06:23.4	303	13:00.6	262	05:02.8	240
272.	100./M30-39	275	KOVÁŘ Tomáš	1988		01:16:42.6	00:25:55.5		03:07.3	236	08:02.2	255	03:56.6	311	11:22.7	275	06:48.5	248
									06:13.0	287	12:04.8	283	06:20.1	297	13:21.5	279	05:25.6	291
273.	8./W40+	319	MULLEN Sylva	1975		01:16:54.7	00:26:07.6		03:29.2	298	08:36.7	300	03:51.1	300	10:21.7	200	07:49.6	323
									06:30.7	314	12:10.2	292	05:43.5	244	12:50.3	248	05:31.4	298
274.	101./M30-39	75	JINOCH Vlastimil Profinit a přátelé	1990		01:17:09.1	00:26:22.0		03:08.5	238	08:04.7	261	03:42.3	277	11:17.1	268	07:04.1	275
									06:12.0	283	11:46.2	265	06:02.4	268	14:15.6	305	05:35.9	306
275.	10./MTB Men 15+	396	HOCKO Pavol	1985		01:17:15.0	00:26:27.9		03:28.0	294	08:09.1	267	03:52.8	305	11:52.2	306	06:59.9	267
									06:30.9	316	12:05.6	285	05:45.5	248	13:21.2	277	05:09.5	260
276.	80./M40-49	83	TRPKOŠ Jiří Profinit a přátelé	1979		01:17:22.2	00:26:35.1		03:06.7	234	08:28.7	285	03:35.3	251	12:11.1	316	07:03.6	273
									06:03.7	268	11:57.0	274	06:07.8	284	13:42.2	288	05:05.7	247
277.	7./W15-29	354	NEDJALKOVÁ Gabriela	1994		01:17:48.0	00:27:00.9		03:12.7	255	08:31.8	289	03:32.3	237	11:10.1	260	06:45.1	240
									06:10.9	282	12:32.6	304	06:23.0	302	13:55.4	295	05:33.8	302
278.	27./M21-29	382	ČALA Tomáš Diamond Logistic	1995		01:17:52.1	00:27:05.0		02:47.7	153	08:07.8	265	03:44.4	285	11:38.2	295	06:16.7	197
									06:29.9	312	13:18.2	330	06:35.8	317	14:04.0	300	04:49.0	201
279.	102./M30-39	237	HRŮZA Martin #místohrázebahno	1986		01:18:02.2	00:27:15.1		03:08.5	239	08:42.7	304	03:36.3	257	11:28.9	285	07:38.6	313
									06:00.6	263	11:59.9	278	06:14.5	288	13:38.8	286	05:33.0	300
280.	103./M30-39	479	ZALIATSILA Dzimity	1992		01:18:11.0	00:27:23.9		03:23.3	285	08:26.6	284	04:40.8	366	11:24.8	277	07:20.1	298
									06:29.2	309	11:38.3	251	05:40.4	234	14:09.0	302	04:58.0	232
281.	81./M40-49	88	BERGMANN Ivan GRAVEL NOVÉ STRAŠECÍ	1978		01:18:15.2	00:27:28.1		03:44.0	329	08:36.1	297	03:43.1	281	10:58.6	248	07:13.2	288
									06:33.3	320	12:39.6	307	06:06.4	277	13:34.8	284	05:06.0	251
282.	8./W15-29	169	BUREŠOVÁ Karolína	2003		01:18:23.9	00:27:36.8		03:47.0	337	08:35.8	296	03:45.2	287	11:20.1	270	07:19.4	295
									06:12.6	284	12:04.8	283	06:07.2	281	13:27.9	281	05:43.5	319



(*)

Created:25/10/2023 8:47:23

Timing and results by SPORTSOFT
TIMING

Site:22 of 31

Rank.	Cat.rank.	Bib	Name	YoB	Nat.	Finish time	Gap	Penalties	RZ1	#	RZ2	#	RZ3	#	RZ4	#	RZ5	#
									RZ6	#	RZ7	#	RZ8	#	RZ9	#	RZ10	#
283.	104./M30-39	25	HODR Filip	1987		01:18:25.7	00:27:38.5		02:50.1	169	07:21.9	169	03:18.9	164	10:02.9	172	17:19.5	389
									05:34.0	182	10:27.7	137	05:13.3	157	11:35.2	156	04:41.8	169
284.	5./MTB Women 15+	225	TRNČIKOVÁ Jarmila DÁMY NA KOLE	1968		01:18:28.1	00:27:41.0		02:46.1	143	08:31.5	288	04:10.0	333	11:52.9	307	06:10.4	176
									06:36.7	325	12:42.7	309	06:21.0	298	14:10.7	303	05:05.7	248
285.	105./M30-39	235	DANIHEL Vojtěch	1986		01:18:28.4	00:27:41.3		02:57.6	203	08:34.8	294	03:49.3	297	11:13.8	263	08:02.6	330
									06:17.4	298	12:47.3	310	06:10.8	287	13:09.3	267	05:25.0	288
286.	6./MTB Women 15+	384	ČTVRTNÍČKOVÁ Marta Galago	1989		01:18:35.6	00:27:48.5		03:06.3	231	08:11.8	274	03:52.3	303	11:20.6	271	06:54.5	257
									06:29.7	311	12:58.0	317	06:25.8	305	14:07.3	301	05:08.9	255
287.	82./M40-49	308	BOUDNÝ František Cyklo Kněžice	1978		01:18:45.0	00:27:57.9		02:54.1	188	08:09.2	269	03:30.6	230	11:29.0	286	07:09.5	284
									06:12.7	286	12:07.9	290	06:27.6	307	14:52.4	321	05:51.6	331
288.	83./M40-49	292	HOVORKA Pavel Fanaticus, z.s.	1978		01:19:02.8	00:28:15.6		02:56.8	196	08:09.4	270	03:35.6	253	11:20.8	272	07:50.8	324
									06:13.1	288	12:05.6	286	06:16.4	291	14:36.6	313	05:57.2	335
289.	9./W40+	44	DOLEŽELOVÁ Andrea TJ Favorit Brno	1975		01:19:19.1	00:28:32.0		03:48.1	340	08:34.1	292	03:43.5	282	11:12.4	262	07:40.5	316
									06:06.2	277	12:04.6	282	06:22.8	301	14:01.0	297	05:45.6	326
290.	8./W30-39	69	DEMOVIČOVÁ Barbora NULY A JENDIČKY	1991		01:19:27.3	00:28:40.2		03:43.9	328	08:34.2	293	03:50.2	298	11:36.1	293	07:03.2	272
									06:16.6	296	12:32.1	303	06:03.8	271	14:02.0	298	05:44.8	322
291.	30./M50+	57	SEDLÁČEK Tomáš Aspire Racing Team	1967		01:19:27.6	00:28:40.5		03:41.9	325	08:55.2	317	04:06.5	324	11:48.1	302	07:17.3	294
									06:33.7	321	12:35.5	306	05:18.5	169	13:25.2	280	05:45.4	325
292.	106./M30-39	193	JILECEK Tomas	1984		01:19:32.7	00:28:45.6		03:04.8	223	08:19.0	277	03:42.4	278	11:45.7	298	06:45.2	241
									06:10.5	281	13:10.0	326	06:23.5	304	14:46.0	316	05:25.3	290
293.	107./M30-39	19	VOLEŠ Jakub	1992		01:20:08.4	00:29:21.3		03:20.3	280	08:30.5	287	03:42.1	276	13:34.1	354	07:43.0	319
									05:54.2	247	12:06.7	287	06:26.1	306	13:42.7	289	05:08.6	254
294.	28./M21-29	121	SCHABES Florian Urc Langenlois	1996		01:20:19.3	00:29:32.2		03:45.8	335	15:56.5	388	03:16.0	142	11:16.1	264	07:43.0	318
									05:35.7	186	10:39.7	167	05:15.7	164	11:32.4	151	05:18.0	282
295.	31./M50+	323	SKÁLA Jakub Kokostezky	1973		01:20:27.0	00:29:39.9		02:51.3	174	17:47.2	390	03:46.9	292	10:30.8	209	05:52.3	126
									05:47.5	228	11:17.2	230	05:36.7	218	12:09.0	193	04:47.9	195



(*)

Created:25/10/2023 8:47:23

Timing and results by SPORTSOFT
TIMING

Site:23 of 31

Rank.	Cat.rank.	Bib	Name	YoB	Nat.	Finish time	Gap	Penalties	RZ1	#	RZ2	#	RZ3	#	RZ4	#	RZ5	#
									RZ6	#	RZ7	#	RZ8	#	RZ9	#	RZ10	#
296.	29./M21-29	280	NEUMAN Ondřej	1997		01:20:34.4	00:29:47.3		03:55.8	351	08:19.4	279	03:37.1	262	11:28.0	283	08:57.3	355
									06:24.3	304	12:20.7	299	06:03.4	269	13:49.2	293	05:38.7	310
297.	108./M30-39	96	MAIER Petr GRAVEL NOVÉ STRAŠECÍ	1990		01:20:49.5	00:30:02.4		03:28.5	297	08:49.9	314	04:22.3	352	11:19.5	269	08:06.2	333
									06:30.7	315	12:35.1	305	06:21.1	299	14:02.2	299	05:13.5	270
298.	84./M40-49	104	VACEK Petr GRAVEL NOVÉ STRAŠECÍ	1981		01:21:16.3	00:30:29.2		03:01.9	214	09:40.0	347	04:01.6	318	11:57.6	311	06:34.9	229
									06:34.3	323	12:59.0	318	06:38.7	319	14:52.6	322	04:55.5	221
299.	109./M30-39	370	ČERNÝ Rostislav Steelmen	1989		01:21:40.0	00:30:52.9		02:52.8	181	08:59.3	321	04:02.7	320	11:49.6	305	06:59.1	266
									06:48.3	337	13:22.7	335	06:53.7	338	14:49.3	318	05:02.1	239
300.	7./MTB Women 15+	210	FLIEDROVÁ Ilona DÁMY NA KOLE	1963		01:21:42.6	00:30:55.5		03:08.6	241	08:48.0	310	04:20.8	351	13:01.4	340	06:56.4	261
									06:39.7	330	12:56.0	316	06:37.9	318	14:11.8	304	05:01.6	238
301.	9./W30-39	150	FOJTOVÁ Gábi BIKE PUNX Šumava	1986		01:21:52.8	00:31:05.7		03:12.6	254	08:30.3	286	03:40.5	274	11:24.6	276	08:12.3	338
									06:42.7	331	12:51.0	312	06:29.0	309	15:11.3	336	05:38.3	309
302.	85./M40-49	301	PALANIYAPPAN Mani	1982		01:22:08.0	00:31:20.9		03:44.6	330	09:03.6	322	04:19.0	348	12:17.8	320	07:20.6	299
									06:52.9	341	13:02.0	319	06:43.0	326	13:38.3	285	05:05.9	250
303.	30./M21-29	400	VÍTOVEC Petr	1994		01:22:08.5	00:31:21.4		03:21.8	282	09:21.9	336	03:26.3	209	11:26.2	279	06:31.9	222
									06:43.8	332	13:50.6	348	06:16.9	293	14:56.7	324	06:12.0	350
304.	32./M50+	181	MORAVEC Vladimír	1955		01:22:10.5	00:31:23.4		03:47.9	338	09:19.7	333	03:57.6	312	11:27.3	280	07:26.6	307
									06:23.2	300	12:07.8	288	06:41.5	321	15:07.1	331	05:51.4	329
304.	32./M50+	181	MORAVEC Vladimír	1955		01:22:10.5	00:31:23.4		03:47.9	338	09:19.7	333	03:57.6	312	11:27.3	280	07:26.6	307
									06:23.2	300	12:07.8	288	06:41.5	321	15:07.1	331	05:51.4	329
305.	10./W30-39	12	POKORNÁ Alexandra Čuráci	1985		01:22:12.9	00:31:25.8		04:48.9	375	08:01.6	253	03:27.0	213	11:27.6	282	09:18.9	360
									05:55.4	251	11:13.2	224	08:16.3	379	13:16.1	272	06:27.6	357
306.	11./W30-39	299	MIRÁTSKÁ Adéla	1988		01:22:27.0	00:31:39.9		03:40.8	321	08:41.5	303	03:52.7	304	11:16.2	265	08:13.0	339
									06:48.2	335	12:40.9	308	06:35.5	316	14:25.1	310	06:12.7	351
307.	110./M30-39	302	ŠMÍRA Martin	1988		01:22:44.0	00:31:56.9		03:14.9	262	08:48.5	311	03:44.2	284	14:51.9	373	07:11.1	285
									06:15.6	293	12:16.5	296	06:16.7	292	14:22.8	308	05:41.5	314



(*)

Created:25/10/2023 8:47:23

Timing and results by



Site:24 of 31

Rank.	Cat.rank.	Bib	Name	YoB	Nat.	Finish time	Gap	Penalties	RZ1	#	RZ2	#	RZ3	#	RZ4	#	RZ5	#
									RZ6	#	RZ7	#	RZ8	#	RZ9	#	RZ10	#
308.	111./M30-39	364	ADAMEK Peter	1985		01:22:45.9	00:31:58.8		03:31.5	304	09:04.2	324	04:23.6	355	14:17.9	367	07:46.4	320
									05:44.0	210	11:41.1	255	05:50.7	254	15:08.7	333	05:17.3	280
309.	112./M30-39	270	ČMEJLA David	1991		01:23:05.9	00:32:18.7		03:18.4	273	08:53.8	315	03:54.7	308	14:09.2	364	08:21.5	342
									06:31.7	317	12:24.6	300	06:21.8	300	13:40.9	287	05:28.9	294
310.	10./W40+	40	TRÁVNÍČKOVÁ Petra SK Petřín	1970		01:23:16.9	00:32:29.8		03:56.3	352	09:17.3	330	04:08.5	330	11:54.6	308	07:34.1	312
									06:32.0	319	12:48.7	311	06:32.6	311	14:49.8	319	05:42.7	318
311.	113./M30-39	296	KNAPCIK Lukas	1986		01:23:41.7	00:32:54.6		03:18.6	275	09:08.5	325	04:11.2	335	12:23.8	323	07:05.7	279
									07:05.5	353	13:29.3	338	06:56.5	340	14:49.0	317	05:13.4	269
312.	33./M50+	367	BENEŠ Radek Lawi Granfondo team	1968		01:23:43.1	00:32:56.0		03:43.6	327	10:44.1	376	05:26.9	388	12:13.4	317	07:20.0	297
									06:16.9	297	12:18.0	298	06:09.6	286	13:48.6	292	05:41.8	315
313.	34./M50+	203	ŠŤASTNÝ Martin CI Kolokrám	1972		01:23:49.5	00:33:02.4		03:28.0	295	09:18.1	332	04:18.6	346	12:59.5	338	08:21.5	343
									06:23.5	302	12:01.2	280	06:18.4	295	14:42.9	314	05:57.6	337
314.	86./M40-49	103	SLÁNIČKA Jan GRAVEL NOVÉ STRAŠECÍ	1976		01:24:04.3	00:33:17.2		03:34.3	306	09:45.5	349	04:06.6	325	11:03.4	251	07:23.7	304
									06:57.8	348	13:18.9	331	06:52.7	337	15:26.2	341	05:34.7	304
315.	31./M21-29	276	KUČERA Filip Biketone	1999		01:24:14.3	00:33:27.2		03:50.4	345	08:57.3	320	04:04.2	321	14:13.8	366	07:27.9	309
									06:27.2	307	12:10.3	293	06:54.5	339	14:35.7	312	05:32.6	299
316.	35./M50+	288	CENDELÍN Milan GEMT	1968		01:24:21.7	00:33:34.6		02:57.5	200	08:43.6	306	04:27.6	358	13:08.4	341	06:26.8	212
									06:52.1	340	13:10.2	327	07:24.7	361	15:30.4	343	05:40.0	312
317.	36./M50+	126	TRÖTZMÜLLER Robert VICC Vienna International Cycle Club	1961		01:24:29.4	00:33:42.3		03:45.0	332	09:45.6	351	04:19.1	349	11:49.1	304	07:22.5	301
									06:33.8	322	13:38.4	341	06:50.2	336	14:44.2	315	05:41.1	313
318.	114./M30-39	128	BEDNARZ Tomáš	1984		01:24:48.0	00:34:00.9		02:56.4	194	08:47.6	308	04:15.5	343	12:24.6	325	07:05.3	278
									07:30.6	370	14:16.7	358	07:13.0	352	14:58.2	325	05:19.7	283
319.	11./W40+	265	VESELÁ Kateřina Nastěnky	1977		01:25:05.3	00:34:18.2		04:17.6	363	08:38.9	301	04:04.4	322	12:50.5	335	09:38.0	368
									06:29.9	313	12:17.4	297	06:45.2	332	13:45.8	291	06:17.2	354
320.	37./M50+	34	POJER Pavel	1968		01:25:43.0	00:34:55.9		03:35.9	310	09:30.1	342	04:55.4	373	13:33.3	353	08:10.7	337
									06:29.3	310	13:35.7	340	06:56.5	341	13:58.1	296	04:57.6	229



(*)

Created:25/10/2023 8:47:23

Timing and results by



Site:25 of 31

Rank.	Cat.rank.	Bib	Name	YoB	Nat.	Finish time	Gap	Penalties	RZ1	#	RZ2	#	RZ3	#	RZ4	#	RZ5	#
									RZ6	#	RZ7	#	RZ8	#	RZ9	#	RZ10	#
321.	115./M30-39	413	MALENOVSKY Jakub Diamond Logistic	1984		01:25:44.5	00:34:57.4		04:04.3	359	09:12.0	327	03:49.3	296	12:43.6	334	08:52.6	352
									06:28.0	308	12:54.9	314	06:43.8	329	15:00.9	328	05:54.8	333
322.	116./M30-39	48	KOŠKA Jakub BIKE NOTORIC	1988		01:25:51.3	00:35:04.2		02:48.9	160	06:56.7	95	04:36.7	364	09:01.2	47	06:09.9	174
									04:59.5	58	29:12.4	388	05:24.8	187	11:45.0	168	04:55.9	223
323.	9./W15-29	356	OZIMÁ Daniela	1996		01:26:19.3	00:35:32.2		03:16.4	266	09:22.9	337	04:23.5	354	12:50.6	336	07:29.7	310
									07:02.8	350	14:18.9	360	07:25.4	362	15:04.7	330	05:04.1	243
324.	32./M21-29	170	FRIML Dominik	1999		01:26:27.0	00:35:39.9		03:38.8	316	09:17.7	331	03:51.1	301	13:23.2	349	08:42.0	348
									06:16.4	295	13:13.7	328	06:33.2	313	15:23.8	339	06:06.6	345
325.	12./W40+	54	PELIKÁNOVÁ Anna Aspire Sports	1980		01:26:36.8	00:35:49.7		03:41.6	323	09:03.7	323	04:11.1	334	12:36.6	328	08:15.2	340
									07:05.3	352	13:20.4	334	06:49.1	335	15:16.6	338	06:17.0	353
326.	12./W30-39	282	PRUDLOVÁ Monika Soutok	1991		01:26:45.2	00:35:58.1		03:54.0	349	09:19.9	335	04:12.2	338	12:22.4	322	08:10.3	336
									06:39.2	329	13:09.6	324	06:46.3	333	15:39.2	348	06:31.7	360
327.	87./M40-49	172	HNÍZDO Martin	1980		01:26:46.3	00:35:59.2		08:05.9	389	08:44.9	307	04:08.3	329	11:47.5	301	08:01.5	328
									06:56.0	345	12:52.5	313	06:42.9	325	14:23.0	309	05:03.5	241
328.	13./W40+	61	VÁLKOVÁ Tereza Aspire Sports	1980		01:26:49.0	00:36:01.9		03:54.6	350	09:25.3	338	04:43.6	368	12:55.9	337	06:46.2	245
									07:32.4	371	13:49.5	346	07:17.4	355	15:14.3	337	05:09.4	259
329.	88./M40-49	255	TOMAS Jakub NO BRAIN I GO	1982		01:26:55.6	00:36:08.5		03:22.6	284	09:39.3	346	04:18.7	347	12:40.5	331	07:23.3	302
									06:44.2	333	13:48.5	344	06:42.6	324	16:38.7	363	05:36.9	308
330.	13./W30-39	383	ČÁSTKOVA Veronika Louda team	1984		01:26:56.4	00:36:09.3		03:21.0	281	09:37.0	344	04:40.2	365	12:09.7	315	08:08.9	335
									07:09.1	354	13:53.5	349	06:59.0	342	14:58.7	326	05:58.8	338
331.	89./M40-49	36	REJŠEK René SK Petřín	1975		01:27:14.3	00:36:27.2		03:14.4	261	08:40.3	302	04:07.6	328	11:30.5	289	07:17.2	293
									06:31.8	318	19:22.8	386	06:28.4	308	14:17.2	306	05:43.9	320
332.	14./W40+	178	MACHAČOVÁ Alena MANOBIKE	1973		01:27:20.4	00:36:33.3		03:52.0	346	09:27.0	339	04:06.8	327	11:37.6	294	09:13.1	358
									06:48.3	338	12:55.8	315	06:43.0	326	15:25.4	340	07:11.1	373
333.	90./M40-49	269	BÜRGER Tomáš Frýdečtí tatíci	1981		01:27:25.0	00:36:37.9		03:36.1	311	09:45.5	350	04:33.5	362	12:41.9	333	08:22.8	344
									07:10.6	356	13:09.7	325	06:38.8	320	15:30.4	342	05:55.5	334



(*)

Created:25/10/2023 8:47:23

Timing and results by



Site:26 of 31

Rank.	Cat.rank.	Bib	Name	YoB	Nat.	Finish time	Gap	Penalties	RZ1	#	RZ2	#	RZ3	#	RZ4	#	RZ5	#
									RZ6	#	RZ7	#	RZ8	#	RZ9	#	RZ10	#
334.	117./M30-39	284	SKŘIVAN Lukáš	1987		01:27:46.7	00:36:59.6		02:59.0	208	07:51.2	237	03:31.5	235	10:41.5	228	07:08.2	283
									06:14.1	291	11:57.0	274	06:07.6	283	26:03.0	389	05:13.3	268
335.	15./W40+	459	VENKRBCOVÁ Barbora	1978		01:27:53.1	00:37:06.0		03:24.5	288	09:10.3	326	04:13.9	339	13:18.9	348	07:58.2	327
									07:20.1	359	13:55.7	351	07:07.4	351	15:39.2	348	05:44.5	321
336.	91./M40-49	27	HOUDEK Vladimír	1979		01:28:18.3	00:37:31.2		03:04.3	221	07:45.5	225	03:15.2	139	09:31.7	96	07:11.9	286
									05:20.3	136	31:20.9	390	04:41.0	58	11:23.5	141	04:43.6	181
337.	92./M40-49	129	BERÁNEK Tomáš Krušnohorci	1982		01:28:21.4	00:37:34.3		03:18.0	271	09:13.4	329	04:29.6	359	13:37.9	357	08:43.6	350
									06:55.5	344	13:27.5	337	07:01.7	344	15:52.0	351	05:42.1	317
338.	118./M30-39	159	MACHARÁČEK Adam	1984		01:29:00.7	00:38:13.6		03:27.4	292	08:47.9	309	04:19.7	350	15:11.6	375	09:30.1	363
									06:26.6	306	12:08.3	291	06:32.8	312	15:36.5	347	06:59.6	370
339.	119./M30-39	187	SLATINSKÝ Michal Nevydychujem	1989		01:29:13.3	00:38:26.2		03:40.6	320	10:01.4	359	04:56.1	376	13:52.2	360	08:06.3	334
									07:18.6	357	13:54.6	350	07:21.1	357	14:34.1	311	05:27.9	293
340.	14./W30-39	180	MACUROVÁ Kateřina	1986		01:29:17.2	00:38:30.1		04:45.6	372	10:21.0	365	04:02.4	319	13:25.2	350	09:49.4	370
									06:24.0	303	13:03.0	321	06:33.7	314	14:53.2	323	05:59.4	339
341.	120./M30-39	315	FRONĚK Michal	1992		01:29:38.3	00:38:51.2		03:18.5	274	08:42.7	305	03:44.7	286	12:20.2	321	13:05.4	383
									06:57.5	347	13:05.5	323	06:44.0	330	15:32.0	344	06:07.4	347
342.	16./W40+	260	OBRUČNÍKOVÁ Jana Nastěnky	1965		01:29:45.5	00:38:58.4		03:43.2	326	10:05.5	363	04:11.2	335	12:39.5	330	09:08.9	357
									07:19.2	358	14:18.9	361	07:02.2	346	15:08.8	334	06:07.9	348
343.	121./M30-39	232	BULA Martin	1988		01:30:01.4	00:39:14.3		03:12.2	250	08:03.2	257	03:32.9	241	12:01.2	313	07:47.7	321
									06:15.5	292	22:30.4	387	06:43.1	328	13:51.5	294	06:03.5	343
344.	93./M40-49	158	KUNDRUM Miloš Kurvy chlast a chlebičky	1979		01:30:07.6	00:39:20.5		03:23.7	287	09:13.2	328	04:09.5	331	11:46.4	299	08:40.8	347
									07:02.5	349	13:42.9	343	07:53.4	370	18:20.6	378	05:54.4	332
345.	8./MTB Women 15+	258	MIKOLÁŠOVÁ Kateřina	1989		01:30:16.9	00:39:29.8		04:36.7	368	10:09.4	364	04:11.2	337	13:18.5	347	09:41.5	369
									06:56.3	346	13:22.8	336	06:48.5	334	14:50.7	320	06:21.1	355
346.	17./W40+	252	JUCHELKOVÁ Iveta Nastěnky	1970		01:30:29.3	00:39:42.2		04:13.2	362	09:52.6	354	04:14.8	340	12:41.7	332	10:02.9	371
									07:04.6	351	13:42.3	342	06:42.2	323	15:03.1	329	06:51.5	367



(*)

Created:25/10/2023 8:47:23

Timing and results by



Site:27 of 31

Rank.	Cat.rank.	Bib	Name	YoB	Nat.	Finish time	Gap	Penalties	RZ1	#	RZ2	#	RZ3	#	RZ4	#	RZ5	#
									RZ6	#	RZ7	#	RZ8	#	RZ9	#	RZ10	#
347.	15./W30-39	363	TOMKOVÁ Barbora	1989		01:30:59.5	00:40:12.4		04:20.0	364	09:47.5	352	03:59.8	316	11:35.6	292	08:45.0	351
									06:54.5	343	14:09.3	356	07:19.7	356	16:46.7	364	07:21.0	375
348.	38./M50+	113	GOBLE Greg Vienna International Cycle Club	1969		01:31:02.5	00:40:15.4		03:36.4	312	10:22.2	367	04:22.3	352	11:34.7	291	10:31.5	374
									06:26.4	305	11:50.8	268	07:02.2	347	17:47.9	374	07:27.6	379
349.	122./M30-39	426	OPLETAL David Biketone	1991		01:31:08.7	00:40:21.6		03:26.4	290	08:32.3	291	03:35.7	254	11:46.9	300	14:53.1	388
									06:36.8	326	13:48.6	345	06:35.4	315	15:53.5	352	05:59.5	340
350.	94./M40-49	125	SZCZEPANSKI Jakub Vienna International Cycle Club	1979		01:31:21.4	00:40:34.3		03:46.5	336	08:48.9	312	04:27.4	357	16:47.4	382	08:01.9	329
									06:35.8	324	12:31.1	301	07:02.7	348	17:03.1	365	06:16.4	352
351.	39./M50+	422	MUSSMANN Mac	1973		01:31:51.2	00:41:04.1		03:41.8	324	09:27.2	340	03:59.5	314	12:16.8	319	07:40.2	315
									07:20.7	360	15:44.0	376	07:21.9	359	17:29.7	372	06:49.0	366
352.	95./M40-49	142	SEM Pavel	1980		01:32:13.2	00:41:26.0		03:16.0	265	09:58.4	357	04:57.0	377	14:20.8	368	08:19.0	341
									07:25.0	365	14:04.9	353	07:34.4	363	16:14.3	356	06:03.0	342
353.	18./W40+	11	KOTELENSKÁ Jitka	1982		01:32:45.7	00:41:58.6		04:46.5	374	09:28.5	341	04:09.8	332	12:36.5	327	09:24.6	362
									06:48.2	336	13:02.4	320	09:21.5	387	15:34.5	345	07:32.9	380
354.	16./W30-39	18	ŠTANCLOVÁ Kateřina	1991		01:32:56.0	00:42:08.9		03:30.8	303	09:50.4	353	04:54.8	372	13:56.4	361	08:05.0	331
									07:54.8	379	15:15.9	371	08:16.5	380	15:35.1	346	05:36.0	307
355.	40./M50+	399	HŮLKA Libor R2 Ride Your Race	1971		01:33:18.2	00:42:31.1		03:57.9	354	10:30.3	369	04:47.0	370	13:08.7	342	07:55.7	325
									07:23.3	362	14:19.0	362	07:58.9	373	16:34.6	360	06:42.6	364
356.	9./MTB Women 15+	411	LEJČKOVÁ Kamila	1976		01:34:25.5	00:43:38.4		04:03.6	358	10:00.1	358	04:36.6	363	13:47.3	359	08:32.7	345
									07:24.2	363	15:16.8	372	07:58.5	372	16:35.8	361	06:09.6	349
357.	41./M50+	381	ZEMEK Lubomír Babylonbike-Litultovice	1967		01:34:39.2	00:43:52.1		03:12.4	252	08:32.1	290	03:36.5	258	11:28.8	284	07:06.4	280
									05:48.0	229	31:04.3	389	05:59.5	264	12:47.2	242	05:03.6	242
358.	10./MTB Women 15+	214	VOŘÍŠKOVÁ Lucie DÁMY NA KOLE	1973		01:34:45.0	00:43:57.9		03:29.8	300	10:35.0	373	04:59.6	379	13:31.9	352	07:57.1	326
									07:45.3	376	15:26.5	374	07:52.6	368	17:04.1	367	06:02.6	341
359.	123./M30-39	349	JENÍČEK Petr	1989		01:34:54.9	00:44:07.8		05:40.2	381	08:56.9	319	03:26.5	210	12:13.8	318	12:31.1	381
									06:37.5	327	14:12.9	357	07:04.2	350	15:57.5	353	08:14.0	385



(*)

Created:25/10/2023 8:47:23

Timing and results by SPORTSOFT
TIMING

Site:28 of 31

Rank.	Cat.rank.	Bib	Name	YoB	Nat.	Finish time	Gap	Penalties	RZ1	#	RZ2	#	RZ3	#	RZ4	#	RZ5	#
									RZ6	#	RZ7	#	RZ8	#	RZ9	#	RZ10	#
360.	17./W30-39	377	MIKULÁŠOVÁ Edita Steelman	1991		01:34:59.8	00:44:12.7		03:39.8	319	10:32.7	372	04:31.4	361	13:16.7	346	08:05.6	332
									07:39.2	374	15:26.2	373	07:49.4	366	17:54.8	376	06:03.7	344
361.	11./MTB Women 15+	224	TKADLECOVÁ Jitka DÁMY NA KOLE	1971		01:35:14.9	00:44:27.8		03:59.0	356	10:03.0	360	05:01.0	380	14:05.2	363	09:35.9	367
									07:24.8	364	14:17.3	359	07:21.3	358	16:12.0	355	07:15.0	374
362.	96./M40-49	101	RŮŽIČKA David GRAVEL NOVÉ STRAŠECÍ	1979		01:36:37.4	00:45:50.3		03:22.2	283	11:28.3	378	04:55.5	374	13:00.7	339	08:53.0	353
									07:45.6	377	14:55.9	367	07:52.7	369	17:24.5	371	06:58.6	369
363.	18./W30-39	108	ACKERL Karin Vienna International Cycle Club	1986		01:36:53.2	00:46:06.1		03:48.6	341	09:30.3	343	04:05.3	323	21:11.0	387	09:30.7	364
									06:45.9	334	13:19.1	332	07:02.1	345	15:08.9	335	06:31.0	359
364.	124./M30-39	76	KLEMA Patrik	1990		01:37:20.5	00:46:33.4		03:26.8	291	10:03.9	361	04:47.8	371	14:43.3	372	07:40.0	314
									07:57.3	381	15:52.7	377	08:40.6	383	18:21.3	380	05:46.4	328
365.	97./M40-49	412	LUTSIV Roman	1979		01:37:31.2	00:46:44.1		05:00.1	377	09:39.1	345	05:09.0	384	14:28.7	369	08:56.3	354
									07:42.4	375	14:44.9	366	08:08.5	376	17:56.7	377	05:45.2	324
366.	42./M50+	263	SKOCEJ Jaromir	1971		01:38:05.4	00:47:18.3		03:30.0	301	10:35.5	374	05:03.9	382	15:27.5	378	09:17.8	359
									07:28.0	368	15:00.4	368	07:53.6	371	17:20.5	368	06:28.1	358
367.	19./W30-39	254	KULAGOVÁ Petra Nastěnky	1990		01:38:06.8	00:47:19.7		05:30.0	380	09:53.4	355	04:15.0	341	13:46.4	358	11:12.5	375
									07:27.8	367	14:33.2	363	07:17.2	354	16:36.5	362	07:34.5	381
368.	43./M50+	174	JAKUBČÍK Peter	1962		01:38:10.9	00:47:23.8		04:46.2	373	10:21.2	366	04:26.7	356	14:13.7	365	10:24.6	373
									08:20.6	384	15:10.1	369	07:45.6	365	16:17.3	357	06:24.6	356
369.	98./M40-49	185	PILCH Robert	1975		01:38:39.4	00:47:52.3		03:27.4	293	08:35.1	295	03:56.2	309	25:57.1	388	07:33.9	311
									06:53.1	342	13:50.2	347	06:44.1	331	16:07.0	354	05:34.9	305
370.	99./M40-49	392	GRILLI Peter	1982		01:38:45.8	00:47:58.7		04:23.5	365	09:41.8	348	04:06.6	326	13:11.2	344	11:26.6	376
									07:30.3	369	14:09.0	355	08:08.1	375	17:03.6	366	09:04.8	388
371.	100./M40-49	328	ČABAN Vojta	1978		01:39:41.4	00:48:54.2		04:33.0	367	10:32.2	371	04:15.1	342	13:37.6	356	09:35.0	365
									07:39.0	373	16:08.2	379	07:44.7	364	17:51.2	375	07:45.0	384
372.	20./W30-39	157	KOLOMIČENKOVÁ Nataliy TTT	1987		01:39:52.4	00:49:05.3		06:05.1	383	10:30.6	370	04:16.7	344	13:36.7	355	11:50.6	377
									07:26.8	366	13:30.9	339	07:50.8	367	17:21.2	369	07:22.7	376



(*)

Created:25/10/2023 8:47:23

Timing and results by SPORTSOFT
TIMING

Site:29 of 31

Rank.	Cat.rank.	Bib	Name	YoB	Nat.	Finish time	Gap	Penalties	RZ1	#	RZ2	#	RZ3	#	RZ4	#	RZ5	#
									RZ6	#	RZ7	#	RZ8	#	RZ9	#	RZ10	#
373.	21./W30-39	177	KREJCOVA Barbora Nevydychujem	1990		01:39:59.8	00:49:12.7		04:40.9	370	10:42.5	375	04:31.2	360	14:30.4	370	13:19.5	385
									07:09.9	355	14:06.0	354	07:15.2	353	16:19.6	358	07:24.2	378
374.	44./M50+	264	SŮSA Jiri	1967		01:41:43.2	00:50:56.1		03:45.1	333	10:57.6	377	04:41.4	367	15:31.5	379	09:23.3	361
									08:02.9	382	15:33.7	375	08:05.2	374	18:36.8	382	07:05.4	371
375.	125./M30-39	123	SOCHUREK Lukas Loveride Bike Crew	1987		01:43:00.8	00:52:13.7		03:52.9	348	15:12.2	387	04:55.6	375	15:06.4	374	08:39.2	346
									07:55.5	380	15:15.6	370	08:32.6	382	17:23.7	370	06:06.9	346
376.	126./M30-39	338	MAŠEK Václav	1991		01:43:29.9	00:52:42.8		03:03.3	219	08:53.9	316	03:52.9	306	13:27.0	351	07:48.6	322
									06:38.4	328	14:01.4	352	07:03.9	349	14:59.0	327	23:41.2	390
377.	19./W40+	56	ŠALLÉ Klára Aspire Racing Team	1978		01:46:37.0	00:55:49.9		11:19.2	390	11:46.5	379	04:17.5	345	13:11.8	345	13:10.9	384
									07:52.1	378	13:14.6	329	06:59.1	343	16:27.8	359	08:17.1	386
378.	101./M40-49	89	ČERVENÝ Daniel GRAVEL NOVÉ STRAŠECÍ	1974		01:46:54.2	00:56:07.1		03:36.7	313	08:19.4	280	03:51.5	302	18:23.6	384	25:24.6	390
									06:50.6	339	13:03.8	322	06:30.1	310	14:19.9	307	06:33.7	362
379.	33./M21-29	285	ŠTIPL Michal	1994		01:47:09.8	00:56:22.7		03:34.5	307	10:26.0	368	04:58.8	378	14:01.1	362	09:35.5	366
									08:52.1	388	17:22.9	383	09:45.5	389	20:56.1	386	07:36.9	382
380.	20./W40+	321	RYBÁŘOVÁ Lucie Lokal blok	1979		01:48:44.7	00:57:57.6		04:59.0	376	12:45.8	385	05:25.2	387	16:25.8	381	10:13.8	372
									08:32.7	386	17:02.3	381	08:46.4	384	17:38.7	373	06:54.6	368
381.	22./W30-39	468	OPLETALOVÁ Vladislava Biketone	1993		01:51:16.2	01:00:29.1		05:09.6	378	11:52.2	380	05:39.1	389	15:15.1	376	11:51.3	378
									08:35.7	387	16:54.7	380	09:05.8	386	19:29.0	384	07:23.2	377
382.	127./M30-39	136	KOPECKÝ Vít Krušnohorci	1993		01:52:57.9	01:02:10.7		02:48.9	161	07:33.7	199	03:35.1	250	51:22.7	390	06:06.8	167
									06:04.3	274	11:44.2	263	05:59.3	263	13:02.9	264	04:39.6	161
383.	10./W15-29	372	DOČKALOVÁ Karolína NUPREME-VALAŠSKÝ HOLKY	1995		01:53:49.1	01:03:02.0		06:42.7	387	12:18.5	381	05:24.8	386	19:27.5	386	14:12.2	387
									07:22.2	361	14:37.1	364	08:15.6	378	18:21.1	379	07:07.2	372
384.	11./MTB Men 15+	112	BRENDER Victor	1983		01:54:04.5	01:03:17.4		04:10.7	361	12:37.1	383	06:15.2	390	18:32.7	385	09:06.8	356
									09:40.2	390	18:18.0	384	09:24.7	388	19:23.8	383	06:34.8	363
385.	11./W15-29	79	MASOPUSTOVÁ Hana Universal Colours	1997		01:55:50.5	01:05:03.4		04:45.4	371	12:39.0	384	05:08.9	383	15:18.6	377	12:18.6	379
									08:30.1	385	17:15.3	382	10:12.4	390	21:57.9	388	07:44.0	383







(*)

Created:25/10/2023 8:47:23

Timing and results by



Site:30 of 31

Rank.	Cat.rank.	Bib	Name	YoB	Nat.	Finish time	Gap	Penalties	RZ1	#	RZ2	#	RZ3	#	RZ4	#	RZ5	#
									RZ6	#	RZ7	#	RZ8	#	RZ9	#	RZ10	#
386.	128./M30-39	198	NOVOTNÝ Zdeněk	1988		01:57:39.8	01:06:52.7		03:38.9	317	10:04.0	362	04:45.2	369	35:00.0	389	08:42.9	349
									07:37.8	372	14:37.7	365	08:08.8	377	18:32.2	381	06:32.0	361
387.	23./W30-39	124	STAICU Iulia	1985		01:58:59.3	01:08:12.2		06:07.7	384	16:59.6	389	05:01.2	381	14:40.8	371	14:08.3	386
									08:16.6	383	15:52.9	378	08:26.6	381	20:27.8	385	08:57.4	387
388.	12./W15-29	473	VOTRUBA Michaela	1996		02:01:42.9	01:10:55.8		05:53.0	382	12:36.5	382	05:21.1	385	16:05.8	380	12:32.7	382
									09:23.9	389	18:58.2	385	09:03.8	385	21:28.5	387	10:19.2	389
389.	129./M30-39	279	MOLDŘÍK Dominik Soutok	1988		02:07:12.7	01:16:25.6		04:05.0	360	08:19.1	278	03:24.1	195	11:06.6	255	07:24.1	305
									05:55.1	250	11:48.5	266	05:36.3	217	03:48.5	390	05:45.1	323



(*)

Created:25/10/2023 8:47:23

Timing and results by  SPORTSOFT
TIMING

Site:31 of 31